

Annual Report



Acknowledgement of Country



We acknowledge and pay our respect to Aboriginal and Torres Strait Islander peoples as the First Peoples of Australia. We are privileged to share their lands, where our East Perth and refinery sites are located, and we honour and pay respect to the past and present Traditional Owners and Custodians of these lands.

In July 2022, we unveiled the *Kwobidak Boodja* (pretty country in Nyoongar) mosaic in the forecourt of our East Perth premises. The stunning artwork is based on a painting by Aboriginal artist **Kevin Bynder**, a Whadjuk-Yuet-Ballardong man, and re-created for the mosaic installation by ceramic artist **Jenny Dawson**. The artwork symbolises the rich history of precious metals in Western Australia and the connection of the Traditional Owners to the lands where the metals are extracted and processed. The mosaic is now the starting point of all tours of our exhibition.



Contents

Who we are	2	Our customers and community	38
The year in brief	4	Corporate governance	41
Chair's review	6	Corporate directory	50
Chief Executive Officer's review	8	Group directory	51
Review of operations	10	Statutory reporting requirements	53
Sustainability	14	Auditor General's report	54
Our group structure	30	Key performance indicators	59
Organisational structure	31	Certification of key performance indicators	62
Our directors	32	Certification of financial statements	63
Our people	36	Financial statements	64

STATEMENT OF COMPLIANCE

12 September 2023

The Honourable Bill Johnston MLA
Minister for Mines and Petroleum, Energy, Hydrogen Industry and Industrial Relations
Level 9 Dumas House, 2 Havelock Street WEST PERTH WA 6005

In accordance with Section 63 of the *Financial Management Act 2006*, we hereby submit for your information and presentation to Parliament, the Annual Report of Gold Corporation for the year ended 30 June 2023.

The Annual Report has been prepared in accordance with the provisions of the *Financial Management Act 2006*.



S M C WALSH AO
Chair



J R WATERS
Executive Director

Who we are

The Perth Mint holds a unique place in the history and economy of Western Australia.

We are Australia's largest fully integrated precious metals enterprise, providing gold and silver refining, coin and bullion production and precious metals storage.

The Mint was established in 1899 as a branch of Britain's Royal Mint and we continue to operate our coining production, retail outlet and tours and exhibition from the original heritage premises in East Perth.

We also operate a refinery near Perth Airport, which processes a large share of the gold mined in Australia.

As a Government Trading Enterprise established under the *Gold Corporation Act 1987*, the Mint supports 712 local jobs, contributes to a diversified local economy, provides a vital support for Australia's gold industry, and delivers income from value-added exports of our precious metal products.



Our Vision

To inspire excellence in the precious metals industry.

Our Mission

To continue to shape the future of the precious metals industry through the innovation, expertise and values of our people.

Our Values

Our values are what we stand for. They shape our behaviours and attitudes, while determining how we achieve our vision.

RESPONSIBILITY

We will be RESPONSIBLE in how we source our precious metals, in how we treat our natural environment, in how we treat each other. We will be responsible for the work we do and the quality we put our name to.

INTEGRITY

We will show INTEGRITY in what we do. We will be the trusted partner of those we work with and serve – our customers and suppliers. We take our government ownership seriously and will live up to the expectations of the people of Western Australia.

SAFETY

SAFETY is our number one priority. We are each responsible for our own safety and for the safety of our colleagues. This is physical as well as mental safety. We will speak up if we see something. Safe at work, and safely home at the end of each day.

EXCELLENCE

We take pride in what we do. We strive for EXCELLENCE across our entire business.



The year in brief

\$23.19B



annual turnover

\$52.67M

annual profit before tax

\$14.25M

dividend and tax equivalent paid to the Government of Western Australia

19.22M

coins, medallions and minted bars sold, valued at \$3.67B

95%

of gold refined was supplied as value-added product, with a gross value of \$20.37B

45.6%

of tier 1-3 leaders are female

47%

of total workforce is female



78,910

visitors to The Perth Mint Gold Tour



1.79

Lost Time Injury
Frequency Rate (LTIFR)
(per million hours worked)

13.42

Total Recordable Injury Frequency
Rate (TRIFR)
(per million hours worked)

15.99M

ounces of gold and silver refined
from our doré throughput

\$6.4B

of client metal on deposit



Chair's review

It is my pleasure to report to you on a year of contrasts for The Perth Mint that has challenged and demanded the best of our people but also delivered reward for effort.



It is impossible to discuss the past year without acknowledging that too often the Mint found itself in the headlines for the wrong reasons. Most of these related to historical matters that we are working extremely hard to address and remedy.

As Chair of Gold Corporation, the Mint's governing entity, I have acknowledged that we take very seriously our position as a Western Australian Government Trading Enterprise and, as an organisation, we are committed to meeting our obligations to the Government, the WA community, the gold mining sector and our customers and stakeholders around the world.

We take responsibility for historical shortcomings and are committed to learning from mistakes. I again acknowledge the impact that these incidences of non-compliance have had on our customers and the reputational damage they have inflicted on The Perth Mint and our people.

While we have been dealing with these important issues, our dedicated and professional team of more than 700 people have continued to work hard at what they do each day to deliver a before tax profit of \$52.67 million for our owner, the State of Western Australia.

This impressive result was achieved against a backdrop of continued economic and political turbulence, in Australia and across the world.

As one of the largest refiners in the southern hemisphere, we processed more than 240 tonnes of newly mined gold for our resources industry customers last year. Underscoring the Mint's importance to Australia's gold mining sector and its long-standing position as a partner of choice, our refinery processed 7.8 in every 10 tonnes of newly mined Australian gold doré.

A resurgent gold price also translated into heightened customer demand from around the globe for our coins and minted products, gold bars and our precious metal investment and storage offerings.

The Board is proud of the past year's strong business performance and notes that the Mint has a long history of profitability and declaring dividends. In addition, we provide a valuable service to Australia's gold industry, promote tourism in WA and employ a professional, engaged and diverse workforce.

Under the leadership of our CEO Jason Waters, the Mint has continued to strengthen its focus on protecting the safety and wellbeing of our people. This has delivered significant improvements, including a program of investment in new plant and equipment in our production areas, which will have benefits in efficiency and reduced environmental impact as well as physical safety.



“ *Our dedicated and professional team of more than 700 people have continued to work hard at what they do each day to deliver a before tax profit of \$52.67 million for our owner, the State of Western Australia.* ”

Equally important has been the cultural reset begun by Jason as part of a refreshed corporate strategy, which was finalised and presented to the business during the year.

Central to this strategy is recognising the importance of people to our success by driving an ongoing shift in workplace culture to ensure greater agility, accountability and leadership development at all levels and creating the understanding and the capability to drive the required behavioural change.

I touched earlier on the adverse headlines that affected the Mint's reputation and tested the resilience of our people.

No one at the organisation enjoyed this attention, but Jason and his leadership team did not let it distract them from their focus on strengthening our capability and compliance.

This has included full and open engagement with AUSTRAC to assist with the independent audit of our historical practices, a strong and respectful relationship with the London Bullion Market Association and a fully funded, \$34 million remediation program of our anti-money laundering (AML) systems and processes.

We have to accept the negative headlines, but the reality is they reflect past practices that do not speak to our values.

In April 2023, the WA Government announced an options analysis to explore future ownership models for Gold Corporation and The Perth Mint to minimise the risk to the Government and maximise value for WA taxpayers. This independent process is assessing the role that the Mint performs for its many stakeholders and the extent to which its ownership structure aligns with WA Government goals.

Our people have worked cooperatively and transparently with the adviser carrying out this options analysis.

Importantly, this process does not affect the business' focus on executing the corporate strategy and maintaining momentum with the AML Remediation Program.

In May 2023, Jason announced his resignation to take up a role in the private sector. As disappointed as I was with Jason's decision, I acknowledge the opportunity that was presented to him and his reasons for accepting the new position.

Although Jason has only been with the Mint for little over a year, he has made a significant, positive impact, refreshed the leadership team, refocused attention on workplace culture and safety, and driven the remediation work that will make this organisation a better place.

On August 28, 2023, the Gold Corporation Board announced that Paul Graham had been appointed as the new CEO. Paul comes to us from Keystart where he has been CEO since 2018. I am confident he is the right person to continue the progress Jason has made and I look forward to welcoming Paul to The Perth Mint in November 2023.

It has been a busy year for my Board of fellow directors, and I thank them for their support and wise counsel. I want to pay tribute to Jane Muirsmith, who resigned during the year, and welcome Anthony Barton as a new director.

I acknowledge the Hon. Bill Johnston MLA, Minister for Mines and Petroleum, Energy, Hydrogen Industry and Industrial Relations for his support and guidance as the Responsible Minister for Gold Corporation and The Perth Mint.

And I thank all our people for their efforts, dedication and resilience over the past year. I take comfort from the steps we have taken together to ensure the Mint can face the future with optimism.

Sam Walsh AO
Chair



Chief Executive Officer's review

The past year has tested the resilience of everyone at The Perth Mint, but I am immensely proud of the energy and dedication with which our people have embraced all the challenges and focused on a brighter future.



We have achieved historically strong annual financial results, with turnover of \$23.19 billion and profit before tax of \$52.67 million. This outstanding outcome would not have been possible without the dedication of our employees right across the business and the loyal support of all our customers – from the gold miners who trust us to refine their precious metal to retail clients and investors across the world who seek out our innovative range of quality products.

As the Chair has remarked in his review, the negative media attention on the Mint during the year related to past shortcomings – which we have acknowledged – and did not reflect the significant business improvement programs which have been underway within the organisation over the past 18 months.

In fact, the negative commentary served to underline the importance of the the anti-money laundering remediation works that we expanded during the year as well as the cultural reset and increased focus on our people's physical safety and mental wellbeing.

We identified the need to improve processes and practices across the organisation and have been proactive in tackling the issues as we seek to rebuild full trust in the Mint.

When I joined the Mint as CEO in April 2022, I talked about the more than a century of history here and the vital role we play in ensuring the health and prosperity of Australia's gold and precious metals sectors.

In my meetings with the Mint's key stakeholders in WA and around the world, it was confirmed to me the high regard in which the Mint is held and the trust that continues to be placed in us – from the refinery through to the minted products division, our treasury department and depository, and our retail and tourism offering.

The Mint's refreshed corporate strategy, which I presented to our people during the year, focuses on the five strategic pillars of governance, safety and sustainability, people and culture, operational excellence, and maximising value. Each pillar is vital in driving the Mint towards our vision to inspire excellence in our industry.

I am proud of the work my leadership team has invested in developing this strategy and the energy with which activities across all five pillars are already being executed.

We called the strategy Our Perth Mint, and I think this reflects the way it encompasses all parts of the organisation, which employs a professional, dedicated and diverse 712-strong workforce.



“As the Mint prepares to celebrate its 125th anniversary in 2024, I am confident that the organisation has a bright and sustainable future.”

Key focus areas are uplifting our capabilities to mitigate regulatory risk through leading governance practices; creating and delivering on our sustainability vision; leading safety performance; enhancing and activating our employee value proposition; modernising our operations; embedding processes that prioritise continuous improvement; and maximising the value gained from all the work we do.

There is a lot for us to do and it will take time, investment and commitment but I am delighted with the early progress.

Our safety performance is something that I have placed considerable emphasis on in my time as CEO. The injury statistics we present in this report suggest we have not made great progress in improving our performance, but they point to the changing workplace safety culture where our people are more focused on identifying hazards and are more willing to report incidents. Our aim is to get our Total Recordable Injury Frequency Rate (TRIFR) to less than 10, from a rate of 13.42 for the 2022-23 financial year. We continue to make progress in this area with the rate reducing to 11.49 in the 12 months to the end of August 2023. I look forward to seeing this change of approach reflected in future statistics.

We have begun the process of developing a solution to assess and remediate the legacy State battery sites that are vested with us.

We have also exited non-strategic businesses, such as the GoldPass app, to reflect a clearer strategic approach and a stronger focus on risk minimisation.

We launched Phase 2 of a fully funded, \$34 million expansion of our AML Remediation Program to strengthen our anti-money laundering/counter terrorism financing (AML/CTF) processes in September 2022. The program has tracked ahead of schedule throughout the year.

After previously self-reporting non-compliance with the Model State Commodity Code, which affected our ability to trade in some US states, our team has made progress in working proactively with relevant authorities on an appropriate solution.

We have also cooperated fully with the independent auditor looking into our practices, as ordered by AUSTRAC in August 2022. The auditor's report has been submitted and we look forward to the resolution of this matter.

Irrespective of the outcome of the WA Government's options analysis of the most suitable ownership structure for the Mint that was announced in April 2023, I am confident the organisation is firmly on a path to sustained improvement and best practice.

As the Chair has highlighted, I will soon leave the Mint to take up a leadership role in the private sector.

It was a difficult decision for me to make, knowing there is unfinished

business here, but also an unexpected opportunity that I could not decline at this stage of my career.

Until that time, I will continue to work closely with the leadership team and, where appropriate, assist with a smooth transition to my successor.

I acknowledge the challenges for my successor and the rest of the business as a pathway forward emerges from the AUSTRAC audit and the options analysis process.

But there are also great opportunities for us, and I take comfort from the strength of the foundation blocks that the Mint is built on and the quality of the people it employs.

In closing, I would like to thank our Chair, Sam Walsh AO, and the Board for their continued support and guidance.

I also thank my leadership team for their engagement, drive and counsel and all the people at the Mint for the enthusiastic, respectful way in which they have embraced a challenging year.

I acknowledge the strong support of the Hon. Bill Johnston MLA, the Government Minister responsible for the Mint.

As the Mint prepares to celebrate its 125th anniversary in 2024, I am confident that the organisation has a bright and sustainable future. I am very pleased to have played a role in working towards that future, if only for a short time.

Jason Waters
Chief Executive Officer



Review of operations

REFINING

The Perth Mint Refinery processed the majority of Australia's newly mined gold doré in 2022-23, along with gold from the Oceania region, and Australian-owned projects in North America and Africa. Total throughput of gold over the year was 244 tonnes, down slightly on 2021-22.

Our facility near Perth Airport is also a significant refiner of silver, with 230 tonnes processed this year. The majority of the silver came from a base metal smelter in South Australia, along with metal obtained as a by-product of other mining operations.

Our refinery added a number of new mining customers in 2022-23, including six of significant volume.

About 95% of the metal we refined was turned into value-added products, either cast bars in gold and silver, or for our minted products division.

We continued a program of investment in new plant and equipment to improve the efficiency, safety and environmental impact of our operations. This included a major project to install and commission state-of-the-art gold refining units which, at full capacity, will reduce the input of gases by about 60%.

MINTED PRODUCTS

The coining division, which is based in our East Perth premises, delivered another strong year with 19.22 million coins and minted products sold, down slightly on the previous year's record of 19.70 million.

The heightened demand for precious metals, which emerged during the COVID-19 period, continued as the world came out of the pandemic with high inflation amid economic uncertainty. This fuelled an appetite for gold in particular.

Our best-selling bullion products were the ever-popular Kangaroo series in gold and silver and the Australian Lunar series of coins, which in 2023 featured the Year of the Rabbit. Among our licensed collector products, the James Bond collection was in high demand.

During the year we released 114 Australian legal tender coins and a further 82 as Tuvalu legal tender coins or medallions. A total of 93 of our bullion and numismatic coin releases were sold out, compared with 58 in 2021-22.

As in previous years, the majority of the revenue for minted products came from overseas sales, with 86% of our products exported. The leading markets were the United States, where sales were particularly buoyant throughout the year, and Germany, despite a change to the tax treatment on silver coin imports which affected our sales in the second half of the year. The Australian market for our minted products remained robust.

The passing of Queen Elizabeth II in September 2022 led to a change in the effigy of the monarch on our legal tender coins. While approvals for the new effigy of King Charles are progressing, we have featured a special Memorial Obverse of the Queen on our coins, with the addition of her years of reign – 1952 to 2022. The first coins to carry this obverse were the 2023 Kangaroo series released in January 2023.



“Visitor numbers on the exhibition tour bounced back after three years of COVID-19 disruptions. The tour attracted 78,910 people, the best result since 2013.



Each year, we produce coin and bar blanks in gold, platinum and silver, most of which are used in our own value-added products, and we also have agreements to supply blanks to domestic and international mints.

The blanks are made in a variety of shapes, weights and sizes, enabling the manufacture of innovative numismatic coins.

In 2022-23, we produced 22.3 million blanks, marginally up on the previous year. Of these, 706,900 were supplied to external parties.

This included a special order supplied to Britain's Royal Mint for one kilogram silver blanks which were turned into coins to commemorate the life of the Queen.

Investment in plant and more efficient processes will continue as we implement a significant expansion in the capacity of our coining operations.

SHOP AND EXHIBITION

The Perth Mint Shop and Exhibition had a strong year in 2022-23, led by impressive results in luxury jewellery and across our range of bullion products and services.

Significant coin releases, including The Jewelled Snake – the 2023 addition to our Jewelled series – and the commemorative coin to mark the Ningaloo solar eclipse in April 2023 were particularly popular with retail buyers and collectors.

A special 'Jewels' exhibition, featuring a collection of high-value Argyle pink diamond pieces, was a drawcard in March 2023.

We introduced a click and collect service which proved immediately popular with customers who are able to buy online and collect at their convenience. This was particularly valuable in busy periods such as the lead up to the Diwali festival where demand for gold products is high, which can lead to long wait times in the shop.

Visitor numbers on the exhibition tour bounced back after three years of COVID-19 disruptions. The tour attracted 78,910 people, the best result since 2013.

DEPOSITORY

The 2022-23 year was a period marked by record highs in the Australian dollar gold price. The price of gold reached a peak above A\$3,060 in May 2023, as global demand rose in the face of challenging economic conditions.

At the peak, the value of the Mint's precious metals depository holdings rose above A\$7 billion, leading some of our depository customers to take the opportunity of the high prices to reduce their holdings. We recorded a 7% decrease in the volume of gold held in our secure facilities over the year. The reduction in holdings occurred across all our depository account types, including The Perth Mint Depository Program, The Perth Mint Depository Online and PMGOLD, our Australian exchange traded product.

Following a decision made in late 2021, we continued the orderly winding down of our phone-based app service GoldPass. GoldPass was withdrawn from our United States-based customers in March 2023 and will be fully wound down by the end of November 2023 in Australia. The decision was made as a result of a regular review of our products and is in line with our stronger focus on risk minimisation.



Top 10 for women in the workplace



Group Manager Customer Operations Caroline Campbell-Watt; Refinery process engineer Elisha Reynolds; Group Manager Health, Safety and Training Renae Taylor; and Board member Sally Langer.

The Perth Mint's commitment to diversity, equity and inclusion was highlighted this year when it was named one of the top 10 employers for women in Australia.

The endorsement came from Work180, which promotes organisational standards that raise the bar for women in the workplace.

It followed an intensive three-month gender equity audit in which our policies and procedures were closely examined and recognised. These included flexible working arrangements, paid parental leave and providing income protection insurance.

Group Manager Employee Experience Kristen Potter was thrilled with the result but says there is more work to do.

"It's nice having the badges and the endorsements but we are more focused on having a roadmap that will show us where we can continually improve to make The Perth Mint an employer of choice and to make sure that we really are genuinely inclusive," she says.

RISK AND COMPLIANCE

The Perth Mint's Anti-Money Laundering (AML) Remediation Program, which commenced in March 2021, continued to drive a major uplift in AML systems and processes across the enterprise in 2022-23.

To date, we have recruited and trained more than 48 specialists across a range of business areas, including a team of 38 customer information specialists to refresh and remediate the Know Your Customer (KYC) data for about 70,000 customer records.

After a successful pilot program in the shop in 2022-23, the Mint is also establishing an enterprise-wide Customer Operations Team (COT) to implement improved processes around accepting new customers and the delivery of ongoing customer due diligence and transaction monitoring. The COT will be supported by a Customer Lifecycle Management tool to provide a sustainable digital solution for customer management processes.

In August 2022, the Australian Transaction Reports and Analysis Centre (AUSTRAC) announced that it had ordered the Mint to appoint an independent auditor to conduct an audit of our AML/CTF systems and processes during the period 4 January 2021 to 30 August 2022. The external audit commenced in late November 2022. We cooperated with the auditor to support the process and continued to implement our AML Remediation Program.

Following significant media coverage in March 2023 about historical issues relating to the Mint, the London Bullion Market Association (LBMA) undertook an Incident Review Process which concluded with the LBMA confirming the Mint's status on its Good Delivery List of refiners.



Separate to this process, we successfully completed an annual external audit to assess our compliance with the LBMA Responsible Gold Guidance 8 which covers our responsible sourcing systems. Corrective actions identified have been implemented by the Mint and we maintained our status as a Good Delivery List refiner.

The Mint continued to liaise closely with regulators in the United States to address and remediate potential historical non-compliance in US states that have adopted the Model State Commodity Code in relation to the sale or offer of precious metal commodities.

BUSINESS TECHNOLOGY

The Business Technology team worked to strengthen its role in supporting functions across the business in 2022-23.

A key part of this work was a full refresh of our network infrastructure to improve connections to information technology in areas that have previously had limited access. This has enhanced the capacity of refinery and coining division employees to use IT services to connect to key pieces of equipment, improving efficiency and enabling data-driven decision making.

Guiding hands



Strategy Project Management Office coordinator Luke Archer, analyst Shainey Mahaliyana and manager Angela Mountain.

In March 2023 we launched our new corporate strategy – Our Perth Mint – which will guide our growth and development for the next five years.

It is an ambitious plan with five pillars and 15 key initiatives, and its successful implementation will depend on robust management and tracking.

To drive this process, we established a Strategy Project Management Office led by Chief Financial Officer James Sawyer. Joining him are manager Angela Mountain, coordinator Luke Archer and analyst Shainey Mahaliyana who have each moved from other parts of the business.

Luke, who is completing an MBA through Curtin University, has shifted from the Mint's records department and is embracing the challenge.

"It's a very different role to what I've done in the past and I'm really enjoying it," he says.

"We're learning so much about the business and it's really cool working with the refinery and the coining division. There's been learning curves as we've come together pretty quickly but we've become a productive team and are doing some good work."

Shainey joined the Mint in the refinery laboratory after completing her Masters in engineering. When she saw the advertisement for the PMO analyst role, she was excited about the possibilities.

"We can think of the future, but we have to think about it strategically," she says.

"You see some of the project ideas and they are really good but will they help us in five years' time? That is the challenge, to identify projects that align with the strategy and its initiatives."

Angela has moved from the business technology department where she was a portfolio analyst.

She says the support from the organisation has been terrific.

"It's a really good experience to be able to start a team from scratch. You don't get that opportunity very often. We're excited to work with everyone to ensure the business gets value from the PMO," Angela says.



Sustainability

The Perth Mint is committed to playing our role in building a sustainable and responsible future for the precious metals industry. We are focused on improving our sustainability performance and having a positive impact in areas that matter most to our customers, communities and employees as we respond to the challenge to transition to a net-zero future in an inclusive and socially responsible way.

Our sustainability approach is the culmination of the way we engage with our employees, our external stakeholders, our industry and the natural environment. We recognise that we need to continually seek to understand and manage the environmental, social and governance (ESG) risks and impacts resulting from our operations.





Our sustainability approach



A central focus of our efforts lies in enhancing governance processes across our organisation, as reflected in the goals outlined in our five-year corporate strategy, Our Perth Mint. This strategy, launched in March 2023, has at its heart a continual improvement mindset, with the objective of doing no harm from our operations.

It prioritises safety performance, the establishment of an environmental stewardship program encompassing a Paris Agreement-aligned roadmap to net zero emissions and the rehabilitation of legacy State battery sites.

The renewed strategy provides a solid foundation for the Mint to evaluate and refine our approach to sustainability, which we defined under five distinct pillars.



Build a sustainable mindset

We will embrace a sustainability mindset. Sustainability is everyone's responsibility – we aim to be the sustainability benchmark.



Deliver on our commitment

We will continue to build the policies, expectations, standards, tools and procedures to become the ESG benchmark.



Set the benchmark

We will take a proactive approach to external engagement, being open and transparent in our communications.



Drive a responsible value chain

Our value chain will be responsible and sustainable, forming the benchmark for the industry and attracting the value chain partners with whom we want to work.



Look after the planet

We will take responsibility for the local environments where our people live, work and operate, delivering initiatives to protect and improve them.





We recognise that sustainability is an ongoing journey that requires commitment throughout our organisation.

We continue to work closely with our stakeholders to communicate our progress on sustainability and to address shared challenges as we strive to make a positive contribution to the communities in which we operate.

Material topics

At the core of our sustainability framework are seven material topics, which are areas that have a significant impact on the Mint's long-term performance and our relationships with stakeholders:



Business ethics and values

We strive to be considered 'clean', above board and beyond reproach by the industry.



Anti-Money Laundering and Counter Terrorism Financing

A clear, transparent and appropriate risk appetite drives our customer and supplier onboarding decision-making process and is the filter through which we continually evaluate all our business relationships.



Cybersecurity, data and privacy

We seek to ensure that our data and the data of those we interact with is secure, protected, safe and well managed.



Health, safety and wellbeing

The health and safety of all our stakeholders are at the heart of our activities. Employee wellbeing is embedded in our culture, from the top down.



Responsible sourcing

We aim to consistently exceed societal expectations in the ethical sourcing of our inputs and the placement of our products across the global value chain.



Air quality and greenhouse gas emissions

We will focus on reducing all atmospheric emissions from our operations. We will develop a roadmap to net-zero carbon, set ambitious targets and invest resources in meeting them.



Waste management

Our respect for the environment motivates us to do more than just meet external compliance standards.

In addition to the material topics, we have continued to invest in employee diversity, inclusion and engagement and community relationships. These topics are an integral part of The Perth Mint's approach to sustainability, and we also include the key activities and outcomes in these areas in this report.



Governance



Our governance framework supports high standards of corporate behaviour and risk management.

The Perth Mint's governing legislation is the *Gold Corporation Act 1987 (WA)* (GC Act) which sets out our functions and responsibilities.

Our sole owner is the Government of Western Australia, and the Responsible Minister is the Hon. Bill Johnston MLA, Minister for Mines and Petroleum, Energy, Hydrogen Industry and Industrial Relations.

Supported by management, the Gold Corporation Board oversees the strategic direction of the Mint. In February 2023, the Board approved the Mint's corporate strategy, which includes a governance pillar to improve capabilities to reduce regulatory risks, supported by a sustainable governance and stakeholder engagement model.

The Board has three committees, each chaired by an independent non-executive director:

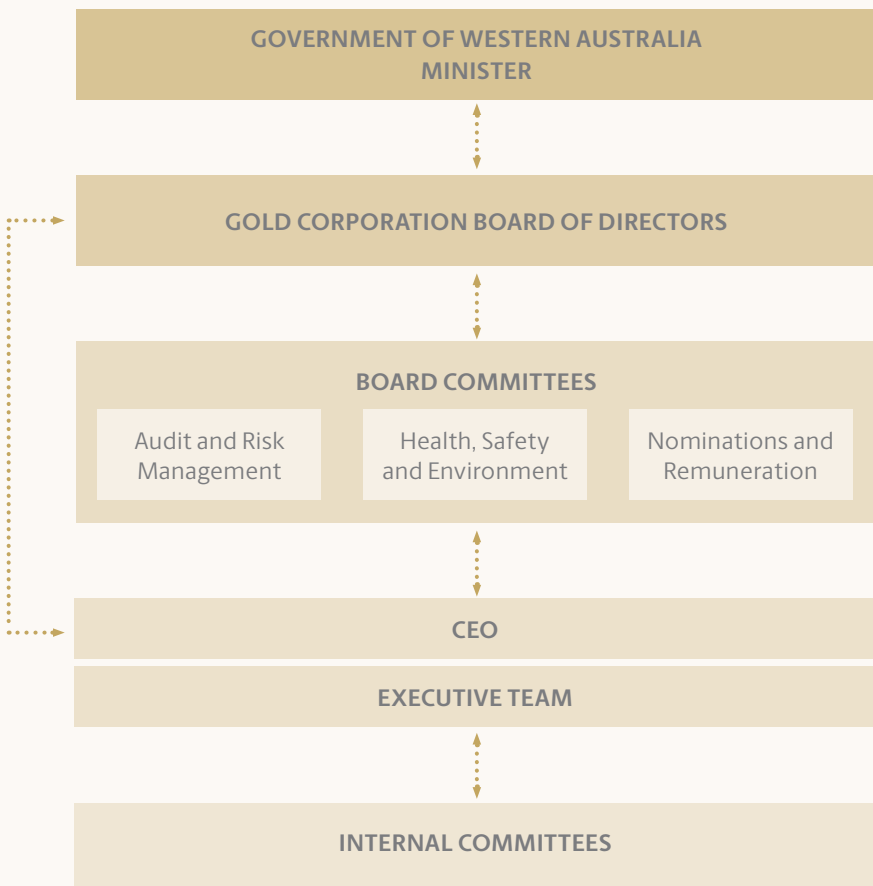
- Audit and Risk Management Committee, which reviews the quality, integrity, reliability and adequacy of our information, finance, accounting and control systems, as well as the risk management framework and compliance with laws, regulations and key internal policies.
- Nominations and Remuneration Committee, which has delegated

authority for determining conditions of employment. Its responsibilities include providing the Board with advice on executive appointments and succession planning; reviewing and advising the Board on remuneration policy; determining senior employee salary levels; alterations to core conditions of employment and employee incentive schemes.

- Health, Safety and Environment Committee, which oversees

safety and environmental strategies, reviews health, safety and environmental performance, determines that systems and procedures are in place to maintain compliance with our policies, legislative requirements and Australian Standards; review activities carrying potentially inappropriate levels of risk; and have management plans to mitigate these risks.

Our Governance Structure



“ We aim to build trust with all our stakeholders by maintaining transparency and consistency in how we interact with customers and clients at all levels.



Material topic Business Ethics and Conduct

We undertake to be a respected and trusted partner in the precious metals industry and demonstrate our corporate values in all our activities.

The values – Responsibility, Integrity, Safety and Excellence – are the standards we set ourselves and are at the heart of all our operations.

We aim to build trust with all our stakeholders by maintaining transparency and consistency in how we interact with customers and clients at all levels.

We conduct our business in accordance with various internal codes and policies, including the Gold Corporation Code of Conduct, Human Rights Policy, Anti-Bribery and Corruption Policy, Privacy Policy and Whistleblowing Policy.

We encourage employees, contractors, officers, suppliers and customers to speak up if they become aware of potential misconduct. A disclosure may be made internally to a disclosure officer, through our external intermediary service Your Call, or to other external authorities and entities.

Disclosures by employees and contractors are treated in confidence and those who make a disclosure with reasonable grounds for suspecting misconduct has or may occur, and have not engaged in misconduct or illegal conduct relating to the disclosure, will have immunity from disciplinary action by the Mint.

RISK MANAGEMENT

The Perth Mint takes an enterprise-wide approach to risk management aligned to AS/NZS ISO 31000:2018 Risk management – Guidelines. The objectives of our Enterprise Risk Management policy and framework are to:

- embed risk management as an integral part of all business activities to assist in strategic and operational decision making
- provide tools to identify and assess all risks, to respond by applying appropriate controls and mitigation, and monitor and report risk status
- promote a risk aware culture to manage risks.

Key risk management activities during the year include:

- review of the Mint's existing strategic and corporate risks
- facilitated risk workshops to refresh our understanding of operational risks across the entire business
- monitoring and review of operational risks managed through business unit risk registers
- quarterly risk reports to the Audit and Risk Management Committee.

The Mint's business continuity management program is designed to protect the safety of employees and visitors, and to provide continuity of priority services if the business is disrupted. Our business continuity management framework is aligned to our strategic risk objectives and enterprise risk management approach and includes processes consistent with the International Standard for Security and Resilience – Business Continuity Management Systems (AS ISO 22301:2020).

Material topic AML/CTF

The Perth Mint has a range of systems and processes in place to meet obligations under the *Anti-Money Laundering and Counter-Terrorism Financing Act 2006* (Cth) (AML/CTF Act). The Mint adopts a continuous improvement approach to this important aspect of our business. We are implementing Phase 2 of our AML Remediation Program, which has three interdependent components:

- **Customer Data Remediation Project** – a dedicated customer contact centre was established during the year with a team of customer information specialists remediating the Know Your Customer data for 70,000 customer records.
- **Customer Process Uplift Project** – a project was launched to enhance and standardise processes around taking on new customers across the business. After a successful pilot of a centralised customer onboarding model at The Perth Mint Shop, this function will be implemented across the organisation by a new Customer Operations Team.
- **Customer Lifecycle Technology and Data Project** – this IT-based project will connect and protect the data of our customers across our systems. The detailed solution design phase has been completed and implementation planning is underway with development to continue over the next year.



New team, new opportunities



AML senior customer relationship specialist Liana Eales.

The Perth Mint is working hard to meet its obligations to the WA community, the gold mining sector and its business partners and customers.

At the forefront of this effort is our AML Customer Data Remediation team which is making its way through tens of thousands of customer records to keep us in compliance with our obligations as a designated services provider.

Leading the remediation project is Program Manager Jaslyn Angus, who has built her team from scratch. She says one of the most rewarding aspects of the job has been providing opportunities for employees who have transferred from other areas of the business.

“We've had the opportunity to focus on quality and training and getting people the right support that they need to be successful in their roles,” she says.

Liana Eales is one such team member. The 19-year-old had been working in the inspection area of the coining division for a year when she saw internal vacancies for the AML remediation project. She applied successfully and is now a senior customer relationship specialist.

“I really enjoy working here. I feel valued and I'm listened to. Especially in my role and being younger, I feel like everyone still respects me and gives me the opportunities they would anyone else,” she says.

Other team members bring broad AML experience, including Mohammad Shahriar Hossain, who joined the Mint in mid-2023 as Team Lead Financial Crime Remediation. Mohammad has a strong background in financial crime compliance, especially in the banking sector.

“Our team come from diverse backgrounds which suits the diversity of areas we work in, from transaction monitoring and regulatory insight to technological solutions,” Mohammad says. “Our project harnesses the collective experience of professionals across all these domains.”

Material topic Cybersecurity, data and privacy

The Perth Mint's cybersecurity response is aligned to three industry benchmarks – Australian Cyber Security Centre Essential 8, the WA Government Cyber Security Policy and the US National Institute of Standards and Technology Cyber Security Framework – which form the foundation of our protective architecture.

We are committed to keeping our customers' data as secure as possible and in line with applicable legislation and regulatory standards.

Our Business Technology team works with external specialists to undertake regular audits of our cybersecurity infrastructure and we reshaped the scope of these tests against the backdrop of significant cybersecurity events in Australia in 2022-23.

We completed a successful comprehensive technical test of our security infrastructure early in 2023, and continue to monitor, test and enhance our systems and procedures for cybersecurity preparedness.

Material topic Health, safety and wellbeing

The Perth Mint's corporate safety mantra “Safe People, Safe workplace, Safely home” underpins everything we do in the workplace because we believe every employee should go home safe and well at the end of every shift.

Our Health and Safety Policy sets out our approach to safety, including our commitment to providing a safe and healthy workplace for our workers, contractors and visitors, and that we are all responsible for our own safety and the safety of our colleagues.



“One of the initiatives in our corporate strategy is to drive improved safety across all our sites.”



OUR SAFETY PERFORMANCE

Recordable injury statistics 2022-23

LTIFR	LTIFR target	TRIFR	TRIFR target
1.79	0	13.42	<10.0

Number of Recordable Injuries

LTI	RWI	MTI
2	12	1

Significant incidents 2022-23

SIFR	SIFR target
2.68	<1.0

Number of significant incidents

Total
3

LTIFR – Lost Time Injury Frequency Rate (per million hours worked)
 TRIFR – Total Recordable Injury Frequency Rate (per million hours worked)
 TRIFR relates to the following categories of injuries

LTI – Lost Time Injury
 RWI – Restricted Work Injury
 MTI – Medical Treatment Injury
 SIFR – Significant Injury Frequency Rate (per million hours worked)
 SI – An incident that has the potential to cause fatality or permanent disabling injury

We have continued to adapt our processes and policies to maintain compliance with the *Work Health and Safety Act 2020 (WA)* (WHS Act) as part of a 12-month transition to the new requirements which came into effect in March 2022. The Mint also complies with the *Workers' Compensation and Injury Management Act 1981 (WA)* and is committed to providing a suitable injury management and return to work program to support injured workers.

We have elevated psychosocial safety throughout the organisation by establishing and maintaining processes that enhance the mental health and wellbeing of our people.

STRATEGY HIGHLIGHTS

One of the initiatives in our corporate strategy is to drive improved safety across all our sites. We set ambitious targets to reduce our annual Significant Incident Frequency Rate (SIFR) to less than one and our annual Total Recordable Injury Frequency Rate (TRIFR) to less than two.

This initiative is backed by individual projects which cover aspects such as workplace safety culture, improved training, identifying and managing critical risks, compliance with all workplace health and safety legislation and standardising health and safety documentation.

These include:

- **Critical risk management (CRM)** program which has been designed to support:
 - a deep understanding across the Mint's operations of the risks that can result in serious injury or fatality

- effective preventative and mitigative controls for identified risks
- processes to monitor and verify that critical controls are in place and effective.

Risk assessments were conducted to determine critical risks and critical controls. These assessments were peer reviewed and validated and endorsed by senior management. Work also commenced on developing critical control observations which will form a key part of the monitoring and verification process.

Work Health and Safety (WHS) Compliance:

An external consultant conducted a detailed gap analysis of the Mint's WHS management system against *Work Health and Safety Act 2020*. A plan was developed to close all identified gaps, with progress reported and monitored at senior management and Board level.





Musculoskeletal risk management:

Our industrial and manufacturing processes often involve repetitive tasks and manual handling, posing a higher risk of musculoskeletal injuries. An external consultant was engaged to support the Mint to:

- identify and prioritise processes that pose the highest risk of musculoskeletal injury
- conduct risk assessments on the prioritised processes to identify longer-term engineering solutions to reduce risk as well as shorter-term interim controls
- provide input into “safety in design” for the current capital program that involves purchasing new manufacturing equipment
- develop and implement a targeted training and awareness program to build competence in basic manual handling techniques, and in identifying and mitigating musculoskeletal risks.

Training our people: The Mint commenced an organisation-wide training needs analysis in 2022-23 with aims to:

- undertake a comprehensive analysis of current training data
- consult with key staff to identify training relevant to each role/team, with a focus on mandatory training
- create a training matrix for each team that is reflected in the Mint’s learning development system.

Safety leadership: Safety leadership has been recognised as a key leadership competence in the Mint’s leadership framework, the draft of which was completed in the final quarter of 2022-23 and will be implemented in the coming year.

SAFETY CULTURE

A significant step towards lifting our safety performance has been in changing the workplace safety culture around identifying hazards and reporting incidents as they occur. This has led to a higher level of willingness from employees across the business to report concerns and incidents, a shift which is reflected in the slight rise in TRIFR this year on the previous year.

A focus on investment in new equipment and processes in our refinery and coining operations has led to a safer environment for our people as well as efficiency improvements. There has also been renewed attention on strategic asset management, including preventative maintenance to reduce the risks to operators from equipment failure.

The Mint has adopted a proactive approach to employee psychosocial safety, undertaking a risk assessment process and is currently developing a psychosocial safety management framework. Employees also undertake training around mental health at work and have access to a confidential Employee Assistance Program.

Material topic Responsible sourcing

We remain committed to the principles of responsible sourcing which aim to keep all precious metals and other material in our value chain free of the risk of money laundering, terrorist financing and human rights abuses, and for all our customers and suppliers to operate in a way that respects the natural environment and the communities in which they operate.

The Responsible Gold Guidance version 9 came into effect on 1 January 2023. To keep our program aligned with the requirements of the LBMA’s Responsible Sourcing Program, we have:

- improved system functionality to capture required lodgement details
- completed all mine site visits for high-risk suppliers and continue to work with these suppliers in improving any related risks
- completed a due diligence refresh of 70% of our refinery clients by 30 June 2023
- reviewed and continually improve our responsible sourcing program.

COMPLIANCE MANAGEMENT SYSTEM

Supporting the Governance strategic pillar in our corporate strategy, we have initiated a project to enhance our compliance framework. This will include:

- leveraging technology to create a centralised compliance model
- engaging an external provider to ensure:
- our understanding of current legislative obligations is well entrenched
- we remain aware of changes to these obligations as they are proposed or implemented.

MODERN SLAVERY

The Mint remains alert to the potential for modern slavery to be present in precious metals supply chains in various forms of exploitation, including trafficking, servitude, child labour, forced labour, debt bondage and deceptive recruiting.

We continually review our policies and procedures, including our Human Rights Policy, internal Code of Conduct, Supplier Code of Conduct and Ethics, Responsible Metals and Supply Chain Policy, and Risk Management Framework, and we work to support our people and suppliers conform with these.

As part of the review of our corporate governance model, we updated our Modern Slavery Statement in 2023.



Environment



The Mint applies a risk-based approach to environmental management that is guided by relevant Commonwealth and State legislation and focuses on identifying, evaluating and addressing environmental risks. This approach promotes a proactive and preventative stance on environmental protection, leading to more sustainable and resilient ecosystems.

Our refinery operations at Perth Airport are subject to the *Airports (Environment Protection) Regulations 1997* (Cth) and national environment protection measures under section 14 of the *National Environment Protection Council Act 1994* (Cth), as well as the *Environmental Protection Act 1986* (WA) (EP Act), and the *Mining Act 1978* (WA).

Our Environmental Policy provides the framework for the implementation of our Environmental Management System (EMS). The refinery is accredited to ISO14001:2015 – EMS standard.

Our Environmental Management Plan covers relevant aspects of our operations, including energy and carbon, waste and resource management, noise, water management and emissions to air.

There were no significant environmental incidents or exceedances from our operations in 2022-23.

We continued to participate in local and international committees and industry groups, such as Gold Industry Group, London Bullion Market Association, Chamber of Minerals and Energy and Minerals Council of Australia, to engage on emerging developments in environmental policy, issues and trends.

Material topic Air quality and greenhouse gas emissions

AIR QUALITY

Air quality and emissions play a pivotal role in our pursuit of environmental sustainability. We are conscious of the potential for industrial processes, such as our refining and coining operations, to release pollutants into the atmosphere, affecting air quality and the ecosystem.

The *Australian National Environment Protection (National Pollutant Inventory) Measure 1998* (Cth) provides the framework for reporting emissions. The Mint reports annually to the National Pollutant Inventory (NPI) on emissions of substances that meet the relevant reporting thresholds.





New system a win for safety



One of the new PAM units at the refinery.

The Perth Mint Refinery is always looking for ways to make processes cleaner, safer and more efficient.

This year we installed new Pyrometallurgical Advanced Melting (PAM) units, which enable gold to be refined with significantly reduced use of potentially harmful gases.

“PAM doesn’t require chlorine gas or any other hazardous chemicals to refine the gold – instead, it uses a state-of-the-art system involving vacuum and condensation,” refinery manager Jacques Du Toit says.

Reductions in gas input have already been achieved since the units were brought online and this will increase as they are progressively ramped up to full capacity over the coming year.

Jacques says the system will also bring safety benefits for refinery team members, removing their exposure to molten metal at this stage of processing.

GREENHOUSE GAS EMISSIONS

The Mint recognises the need to address climate change, assess our risks and reduce our carbon footprint. As part of our corporate strategy, we continue to work in collaboration with our stakeholders towards a lower-carbon future.

Material topic

Waste management

We recognise all aspects of refining, manufacturing and shipping of products can have a significant impact on the environment and we have implemented an Environmental Management System (EMS) to monitor and assess our performance.

Central to the EMS is the Mint’s Environmental Impacts and Aspects Register, which identifies the waste streams resulting from the refining of precious metals and minted product manufacturing. All controlled hazardous waste is disposed of in accordance with the relevant consignment authorisation using approved controlled waste carriers.

WASTEWATER MANAGEMENT

Our ISO14001 accredited Environmental Management Plan drives our approach through management of three key wastewater streams:

- Industrial process water
- Collected surface water (site run-off)
- Abstracted groundwater.

Effluent discharge comprising these streams is monitored daily to verify compliance with the *Airports Act 1996* (Cth) and *Airports (Environment Protection) Regulations 1997* (Cth) (airport legislation) and site-specific trade waste permits.

GROUNDWATER REMEDIATION

The Mint has previously reported that legacy operations at the refinery resulted in the historical contamination of groundwater. In 2022-23, we continued to progress a remediation action plan in line with our obligations under airport legislation and other relevant laws. Key stakeholders are kept informed on progress.

WATER-RELATED COMPLIANCE

The Mint had no significant environmental incidents or incidents of non-compliance associated with its water licences during 2022-23.





Throughout the year, we proactively assessed and strengthened our Environmental Management System, resulting in the following achievements:

- an update of our water quality monitoring procedures
- a review of historical investigation and remediation work and an internal assessment of our existing groundwater contamination remediation plan.

ENVIRONMENTAL MANAGEMENT

From 1898 to 1958, State governments established State-owned 'batteries' to provide low-cost ore crushing and gold recovery services for small-scale prospectors and goldminers in Western Australia.

In the 1980s, 22 State battery sites were vested with the Western Australian Mint, a subsidiary of Gold Corporation.

The Mint has identified that the 22 sites may represent risks in relation to public safety and the environment. As part of our corporate strategy, we are investing in the development and implementation of a solution to address these risks.

The Mint has commenced a program of work to assess the sites and develop remediation plans for their management.

We continue to engage with the WA Government and other stakeholders regarding the most appropriate and sustainable management approach for these sites in future.

Social



The Perth Mint aims to foster an organisation which is driven by our people, who are motivated to work with us because of our culture of accountability and transparency and commitment to diversity, equity and inclusion.

We are committed to attracting talented and capable people and working with them to develop their potential. Our aim is to build a skilled, professional and ethical workforce with the tools and confidence to adapt to changing business, technology and environmental needs.

In 2022-23, we progressed a range of initiatives to continue to develop a sense of wellbeing and belonging among our people.

ENGAGEMENT

In 2022-23, we engaged workplace analytics specialists Gallup to undertake a culture survey of our workforce. We had a pleasing response, with 72% of employees completing the survey. The overall engagement score of 3.8 out of 5 will be our benchmark for what will become an annual survey. Our people scored the Mint highly on questions relating to clarity around their roles and caring for employees but sought improvement in the areas of recognition and access to resources.

As part of our work to improve the culture of the organisation in the year ahead, we will support our leaders and our people to encourage greater accountability and agility across the organisation.

DIVERSITY, EQUITY AND INCLUSION

The Perth Mint aims to achieve greater innovation by drawing on a wider set of experiences, approaches and resources and a greater sense of belonging in our people.

The launch of our Diversity, Equity and Inclusion Strategy 2023-25 was a highlight in this area. The document sets out our progress and outlines our plans and aspirational goals.

The strategy is supported by the appointment of a dedicated diversity and inclusion team member and executive steering committee. This committee will build on the success of the organisation in this area, along with existing employee-driven committees which share information, host events and provide support, networking and learning opportunities for our people across the focus areas of:

- Aboriginal and Torres Strait Islander peoples
- Culturally and linguistically diverse people
- Disability, mental health and neurodiversity
- Gender
- Pride (LGBTIQ+)

ABORIGINAL AND TORRES STRAIT ISLANDER PEOPLES

Our updated Reconciliation Action Plan (RAP), our first at Innovate level, was released in April 2023. This was complemented by the recruitment of an Advisor Aboriginal Engagement, and ongoing positive engagement with our Aboriginal and Torres Strait Islander employees, contractors and the wider community.

The success of the 2022 silver Maali (black swan) coin and the installation of the impressive *Kwobidak Boodja* (pretty country) mosaic in the forecourt of our historic East Perth building, both of which were collaborations with Aboriginal artist and designer Kevin Bynder, were highly visible outcomes of our commitment to reconciliation.

Half of our RAP committee members are people who identify as Aboriginal and/or Torres Strait Islander.

Key initiatives under the 2023-25 RAP include increasing the proportion of Aboriginal and Torres Strait Islander people in our workforce from the current 2% to 4% by 2025, delivering cultural awareness training to 95% of our people by 2025 and establishing a native plant garden and yarning circle at our East Perth premises.

GENDER

We introduced more options for flexible work arrangements this year, including the opportunity to work a nine-day fortnight or a four or 4½ day week, with the aim of providing a better balance between our employees' personal lives and work requirements.

We introduced paid parental leave of 14 weeks for the primary caregiver and six weeks for the secondary caregiver.

The Mint was endorsed by independent agency Work180 in 2023 as one of the top 10 workplaces for women in Australia for our commitment to gender equity, diversity and inclusion, and making it easier for women to find fulfilling roles.

MENTAL HEALTH

The Perth Mint is accredited as an advanced mentally healthy workplace by Mental Health First Aid Australia. We deliver mental health first-aid training to people across the business and support initiatives to support employees' mental wellbeing, including safe spaces to speak up if they need additional support. Mandatory mental health training was introduced this year for our people in leadership positions.

We extended our Employee Assistance Program to offer on-site psychologist sessions for the first time.



“We are committed to attracting talented and capable people and working with them to develop their potential.”



Overcoming obstacles



The Perth Mint has a proud history of supporting charitable organisations and employment partnerships.

The collaborations are always hugely rewarding for the opportunities they provide new employees and what they bring to our teams.

Such was the case for recent Mint recruit Olga Hurina.

Olga was connected to the Mint via Australian Red Cross and Dress for Success charities. She fled Ukraine after the war with Russia broke out, leaving behind her husband and her job as an anti-corruption lawyer.

Olga, pictured, didn't speak English before she arrived in Australia. She's undertaken an immense amount of study and joined the Mint in March 2023 as a financial crime compliance analyst.

“My journey to Australia has been a challenging yet rewarding experience. Through the help and support of my newfound friends, I have been able to overcome the obstacles that came my way,” she says.

“I believe that Australia offers great opportunities for assistance to humanitarian entrants and refugees who take a proactive approach towards their professional growth. While I have left much behind, I know that there are many exciting events and opportunities waiting for me in the future.”

DISABILITY

We engaged an external party to undertake an accessibility audit across our premises to confirm that all our public facilities are accessible and inclusive.

In line with our target to offer more opportunities to people with a disability, we recorded an increase in the number of employees with a long-term impairment from 5.6% to 8.3% of our workforce. This is against our target of 10% by 2025.

We continued partnerships with the Autism Association of WA and Down Syndrome WA offering job pathway opportunities in our business.

CULTURALLY AND LINGUISTICALLY DIVERSE PEOPLE

The Perth Mint continued a partnership with Australian Red Cross, which has provided employment opportunities to six people as part of a program to support newly arrived refugees.

Our proportion of employees from culturally and linguistically diverse backgrounds has exceeded our 2025 target of 30% and now sits at 33.1%.

PRIDE (LGBTIQA+)

The Mint maintains a Pride in Diversity membership and uses that organisation's Australian Workplace Equality Index to benchmark our support for LGBTIQA+ employees against other organisations.

In 2022-23, we have installed gender neutral bathrooms at the refinery and East Perth premises.

In a voluntary survey, 5.1% of our employees self-identified as LGBTIQA+ against our target of 5% by 2025.





Opening work pathways



The Perth Mint's partnership with the Autism Association of WA has opened employment pathways to people who bring valuable skills and insights to the organisation.

Cherith Masters, pictured, a customer relationship specialist with the AML Remediation Program, is a person with autism who was connected to the Mint as part of the program.

She says after a slow start, she is now thriving in the job.

"At first I felt overwhelmed and unsure how to move forward. As someone with autism, I need to understand my job step, by step, by step. It's very stressful when things are unclear," Cherith says.

"I decided to document our existing processes to the letter, in a way that made sense and helped me get through my workday.

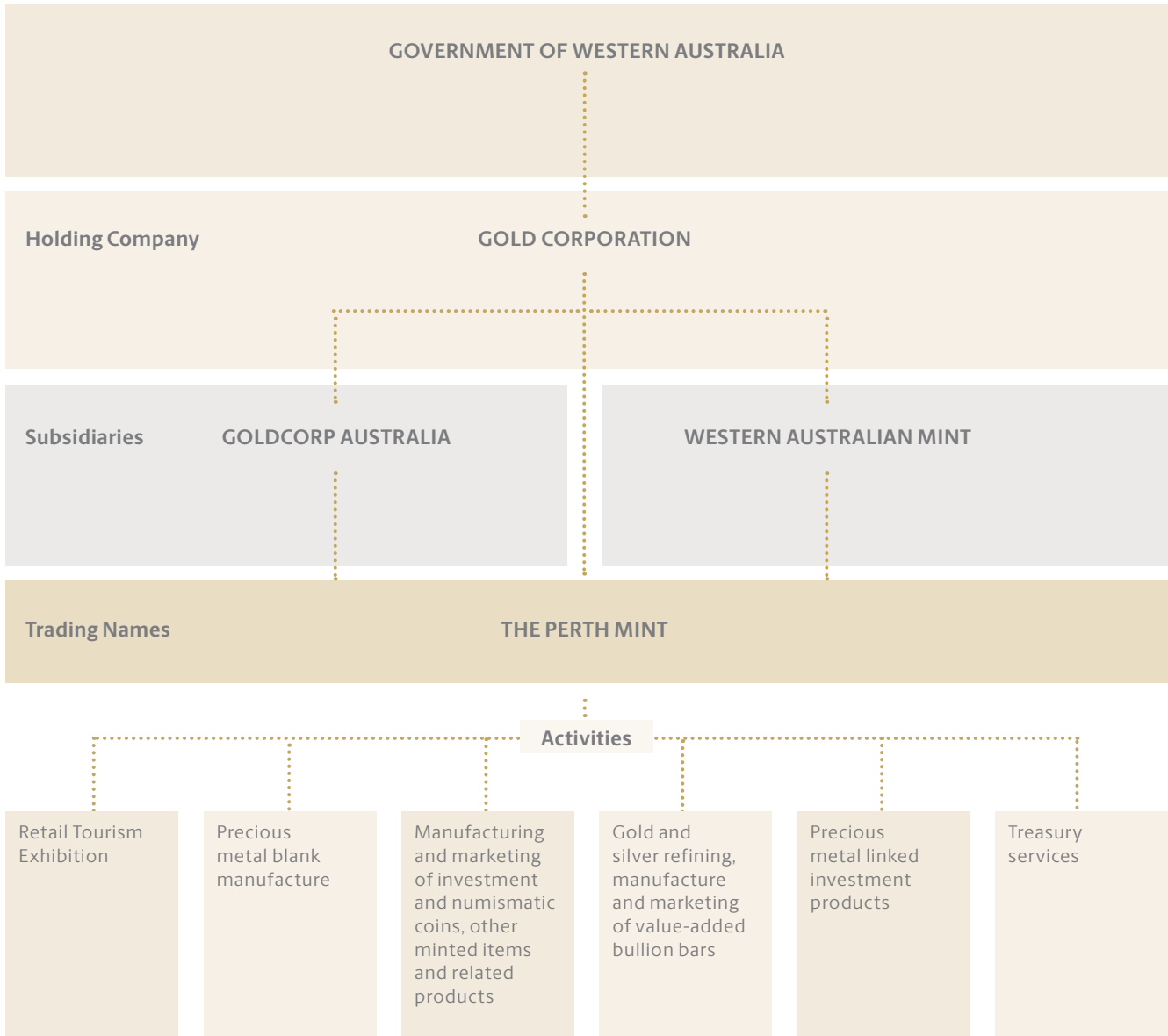
"Everyone was super appreciative when I showed the materials to them. Afterwards, the team leaders began sharing the documents with new starters to help them get up to speed. It turns out that other people can benefit from that kind of clarity too."





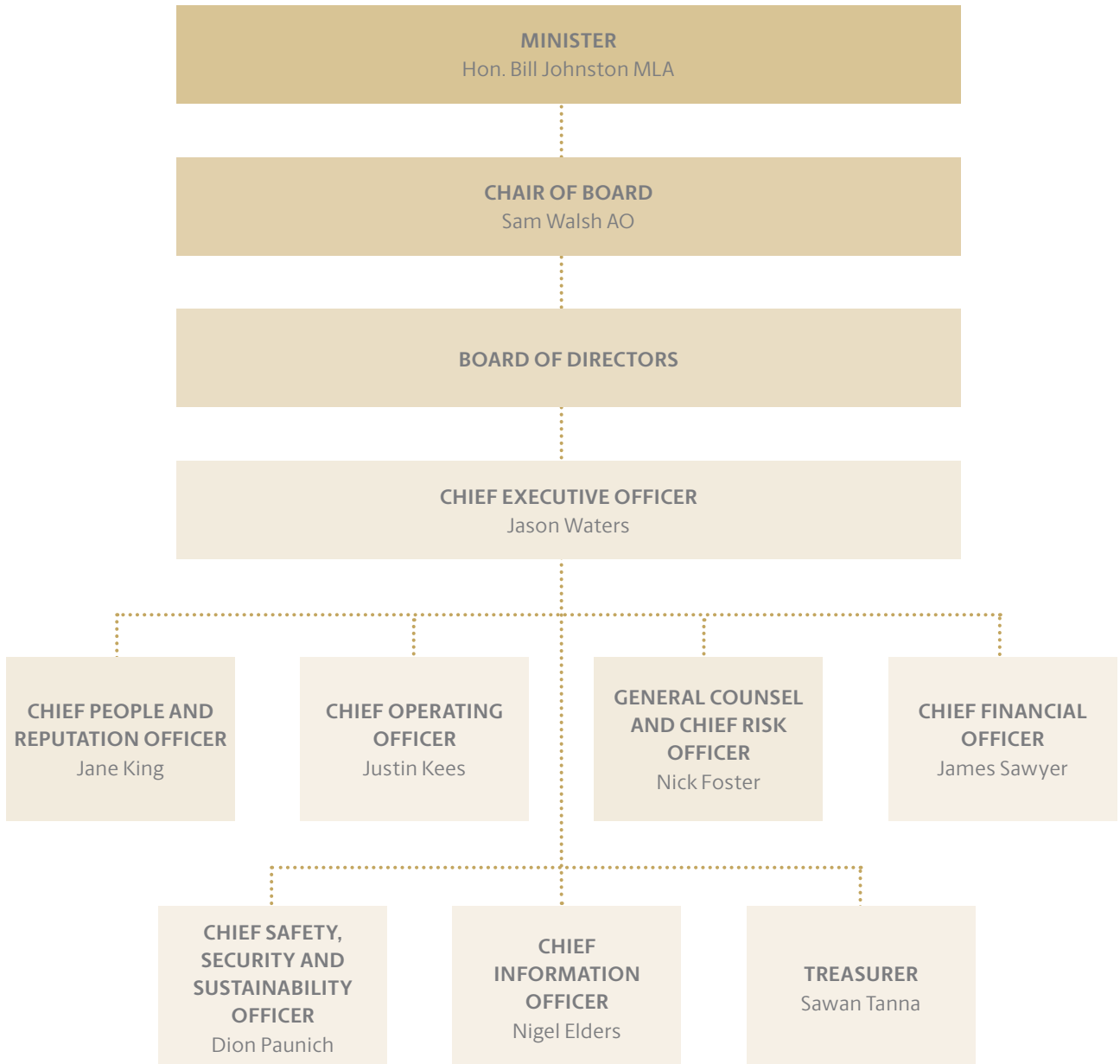


Our group structure





Organisational structure



Our directors



Sam Walsh AO

BCom, FAICD, FCIPS, FAusIMM, FIOD, FATSE

Appointed in January 2019, Sam has held leadership roles in the mining and automotive industries including Rio Tinto (25 years), General Motors and Nissan Australia (20 years combined).

He is Chair of the Perth Diocesan Trust, THEATRE 180 and the Royal Flying Doctor Service (WA Ops) and is a non-executive director of Mitsui & Co (Japan) and the Anglican Community Fund (WA).

He has a Bachelor of Commerce (Melbourne University) and an Overseas Fellowship (Kettering University, Michigan).

In recognition of his distinguished service to the mining industry and to the community of Western Australia, Sam was appointed an Officer of the Order of Australia in 2010, was Western Australian Citizen of the Year (Industry and Commerce) in 2007, and awarded the Order of the Rising Sun by the Emperor of Japan in 2021.



Jason Waters

BEng (Hons), GradDipBus

Appointed Chief Executive Officer in April 2022, Jason is the fourth CEO of Gold Corporation and 15th leader since The Perth Mint opened in 1899. Prior to joining The Perth Mint, he led government trading enterprises Synergy as CEO from 2014-22 and Verve Energy as CEO from 2012-13.

With more than 30 years' experience in the Western Australian energy sector, he has strong commercial, strategic and leadership skills.

He is a graduate of Curtin University of Technology (Bachelor of Mechanical Engineering, Graduate Diploma of Business) and Harvard Business School (Executive Education – Program for Leadership Development).





Melanie Cave

LLB BA, GAICD, FLWA

Appointed in June 2019, Melanie's executive career was as a lawyer with Herbert Smith Freehills for more than 20 years, including 11 as a partner. In that role, she advised on the delivery of large-scale infrastructure projects in the mining, water and natural resources and health industries, both in Australia and globally.

Melanie has held positions as a non-executive director for more than 15 years and is currently the Chair of Workpower Inc and Chair of Pilbara ISOCo Ltd.



Sally Langer

BCom, CA, GAICD

Appointed February 2021, Sally has more than 25 years' experience in professional services across multiple sectors with substantial experience in the resources sector, particularly in WA.

She has been responsible for management functions including strategy, business development, budgeting and human resources. Originally a chartered accountant with Arthur Andersen, Sally transitioned to executive search, working closely with boards and CEOs to advise on talent, culture and organisational structure.

She is a non-executive director of Northern Star Resources, Sandfire Resources, Federation Mining, MMA Offshore, Hale School and Ronald McDonald House. Sally is Chair of Northern Star's Environmental, Social and Safety committee and is a member of the company's Audit and Risk, and Remuneration and Nomination committees.

She is Chair of the Audit committee and member of the People and Performance committee for Sandfire Resources.



John O'Connor

BSc (Hons) FICA, FICAEW, FAICD

Appointed in January 2016, John is a former partner of PricewaterhouseCoopers (PwC) where he spent 34 years, including 24 years as an audit partner, before retiring in 2013.

John's leadership roles at PwC in Perth included managing partner and head of assurance practice. He has extensive audit experience in the resources sector in Australia and globally.

John holds a number of non-executive director roles. He is a fellow of the Institute of Chartered Accountants in Australia and New Zealand, the Institute of Chartered Accountants in England and Wales and the Australian Institute of Company Directors.





Neil Roberts

Appointed in August 2021, Neil has worked as a key member of leadership teams in a diverse range of government, commercial, representative and charitable organisations.

He has served as chief of staff to State and Federal government ministers with responsibility for the resources and electricity sectors.

Neil has extensive experience in the resources sector, including as a director of gold producer Endeavour Resources Limited (now St Barbara Limited) and as a corporate counsel and company secretary of several listed companies.



Anthony Barton

BBus(Acc)

Appointed September 2022. Anthony has extensive experience in capital markets, corporate finance, funds management and venture capital and has had advisory roles in the incorporation and listing of many Australian-based resource companies.

He has more than 40 years' commercial experience, having acted in senior executive and director capacities for two leading Australian stockbroking firms. Anthony is executive chair of Australian Heritage Group and chair of ASX-listed exploration company King River Resources Limited.



Richard Watson

BEC (Hons), MPhil

Appointed in February 2019, Richard is the Assistant Under Treasurer, Agency Budgeting and Governance in the Department of Treasury and is responsible for overseeing the budgeting and governance of general government agencies and government trading enterprises within the Government of Western Australia. He has also been the executive director of Treasury's Economic Business Unit.

Richard is also a non-executive director of Synergy.





Jane King

CAHRI, M.E.R

Joined The Mint in September 2014 as General Manager People and Culture and appointed to the Board in 2021. Jane was previously Amec Foster Wheeler's human resources director Asia Pacific where she oversaw the human resources functions in China, Malaysia, South Africa, Philippines and Australia while working closely with the UK head office team.

She also spent time with Ergon Energy in North Queensland, in the oil and gas sector as well as in site-based roles in iron ore mining. Jane migrated from the UK in 2003, where she held senior leadership roles with British Telecom. She is a Certified Professional Member of the Australian Human Resources Institute and holds a Masters of Employment Relations.

Jane resigned from the Board and Gold Corporation in July 2023.



Jane Muirsmith

BCom (Hons), FCA, GAICD

Appointed in March 2022. Jane resigned from the Board in October 2022.

Jane is a digital and marketing strategist and has held executive positions in Sydney, New York, Melbourne, Singapore and Perth. She is Chair of Healthdirect Australia and is a non-executive director of Cedar Woods Properties (CWP), Australian Finance Group (AFG) and the Telethon Kids Institute. She is Chair of the Risk and Audit Committee at CWP and Chair of the Technology and Data Committee at AFG. She is also Managing Director of Lenox Hill, a digital strategy and advisory firm.

Jane is a member of the UWA Business School's Ambassadorial Council and a former president of the Western Australian Women's Advisory Council to the Minister for Women's Interests.

She is a graduate of the Australian Institute of Company Directors and a Fellow of Chartered Accountants in Australia and New Zealand.

Our people

Our people are the heart of our organisation, and we are committed to fostering an engaged, diverse and skilled workforce.

In line with key initiatives in our corporate strategy, The Perth Mint is focused on continually working to improve our workplace culture, with an emphasis on employee retention, building leadership skills and promoting internal mobility.

We are also intent on providing equal opportunities and reward to all our employees, regardless of gender, disability or cultural background. The gender pay gap is an area of focus, with the gap between our male and female employees' pay improving this year to 12.2%.

While there is still work to be done, this result compares positively against Western Australia's gender gap survey data of 22.1%, as reported by the Australian Bureau of Statistics.

In line with our equal opportunity aspirations, the Mint introduced new flexible work options in 2022-23 to give our employees expanded options to work part-time, condensed weeks, job share and work from home.

We expanded our parental leave policy to offer 14 weeks paid leave for a primary caregiver and six weeks paid leave for a secondary caregiver, while also continuing to pay superannuation top-up payments while on unpaid parental leave.

These changes reflect a workplace culture which supports all parents, irrespective of gender and the organisation's commitment to our Diversity, Equity and Inclusion strategy.



The Mint's full-time equivalent employee numbers increased by 21.1% in 2022-23, and our total headcount increased by 20.1%, partly due to the implementation of the expanded AML Remediation Program, which accounted for 15% of new employees in the financial year.

WORKFORCE TRENDS

	30 June 2022	30 June 2023
Salaried	340	466
Enterprise agreement	234	229
Total	574	695

(Salary and enterprise agreement employees – full-time equivalent)



Employee demographics

● 2023 ● 2022



47% 46%

Women



13% 29%

Female tier 1 (Executives)



45% 54%

Female tier 2 (general/group managers)



53% 59%

Female tier 3 (managers reporting to tier 2)



43 43

Average age



8.6% 7%

Employees <25 years old



37% 42%

Employees >45 years old



14.2% 19.2%

Employees initiated turnover

CULTURAL DIVERSITY

Employees originate from a range of national, cultural and ethnic backgrounds.

712

total individual employees

236 (33.1%)

are classified as culturally and linguistically diverse with English as their second language

59 (8.3%)

have a disability

14 (2%)

identify as Aboriginal or Torres Strait Islander

36 (5.1%)

identify as LGBTIQ+



Our customers and community

NATIONAL HERITAGE

As Australia's only remaining mint from the Gold Rush era, we share our history with local, interstate and overseas visitors. Our heritage-listed building, a landmark on Hay Street in East Perth, successfully blends our history with a modern retail and tourism experience.

In July 2022, we officially launched the *Kwobidak Boodja (Pretty Country)* mosaic in the East Perth forecourt. The artwork was a collaboration between ceramic artist Jenny Dawson and Aboriginal artist Kevin Bynder, based on Kevin's original painting, and is now the starting point of our tours.

Visitor numbers on the tour have recovered strongly since the end of COVID-19 restrictions. We welcomed 78,910 people to our exhibition over the year.

COMMUNITY EVENTS

We participated in the City of Perth's first Boorloo Heritage Festival in April 2023. We offered gold panning and gem hunt activations in our front garden.

Gold panning was also a feature of our display at the WA Day Festival, held over the June long weekend at Burswood Park.

CORPORATE VOLUNTEERING

Our volunteering program provides one day of paid leave for employees to participate in activities that support the community.

In 2022-23, employees joined charity Dress for Success sorting clothes for women in need. Employees also joined Wirambi Landcare to carry out conservation work at Booragoon Lake.

INDUSTRY AND COMMUNITY

The Perth Mint encourages interest in precious metals and support for the Australian gold industry.

A key part of this is our membership of the Gold Industry Group. This member-based, not-for-profit independent organisation promotes the gold industry's valuable contribution to the nation through education, community initiatives and issue representation. It is governed by a board of directors which includes a representative from The Perth Mint.

The Mint has supported Gold Industry Group's national gold education program since its inception, educating school students about the industry's contribution to the economy, the importance of Science, Technology, Engineering and Maths (STEM) subjects and the diverse range of careers available in the sector.



In 2022-23, our employees presented six sessions to primary and secondary schools and delivered a session at a careers expo for one secondary school.

We are closely involved in the tourism industry and business community through memberships of the following organisations:

- Tourism Australia
- Tourism Western Australia
- Tourism Council of Western Australia
- Association of Perth Attractions
- Destination Perth
- Committee for Perth
- Gold Industry Group
- Business Events Perth
- Chamber of Minerals and Energy
- Association of Mining and Exploration Companies
- Minerals Council of Australia
- Chamber of Commerce and Industry (WA)
- West Australian German Business Association
- German-Australian Chamber of Industry and Commerce
- Singapore Bullion Market Association

CONFERENCES AND EVENTS

We were able to return in-person to coin fairs and other industry conferences and events in 2022-23 after COVID-19 restrictions impeded travel in the previous two years.

Key events included:

- Diggers and Dealers, Australia's leading gold mining forum held in August 2022 in Kalgoorlie-Boulder, where we participated as an exhibitor and award sponsor. The Perth Mint has sponsored the Diggers and Dealers awards for more than 20 years as part of our commitment to the industry and seeing our customers recognised for excellence.
- World Money Fair in Berlin in February 2023. Our booth was particularly busy after a pandemic-forced absence of two years. Our special edition Australian Kookaburra 1oz Silver Coloured Coin sold out.

Mint representatives also attended:

- LBMA Global Precious Metals Conference in Lisbon
- LBMA Assaying and Refining Conference in London
- India Gold Conference in Chennai
- Dubai Precious Metals Conference
- Asian Pacific Precious Metals Conference in Singapore
- American Numismatic Association conference in Chicago

We also took part in a range of tourism-focused conferences and events.

CUSTOMER SERVICE

We recognise the importance of meeting and exceeding our customers' expectations in all our operations.

We take all complaints seriously. As a public statement of our commitment to service and complaints handling, our Complaints Policy and Customer Service practices embody the following elements:

- a documented and whole-of-organisation commitment to the efficient and fair resolution of complaints
- fairness to the complainant
- adequate resources with a high level of employee-delegated authority
- speedy and courteous responses
- no charges for the handling of complaints
- a formal system to determine causes and implement remedies
- systematic recording of complaints and their outcomes
- regular reviews of the quality management and complaints review process.

	Orders processed	Complaints received
Coins	51,065	28
Depository	53,104	13
Shop and exhibition	70,344	20
Refinery	8,540	5



Vital part of WA's history



Our team in The Perth Mint booth at the WA Day Festival.

As a proudly Western Australian entity, connection to the community is something The Perth Mint embraces. When invited by the City of Perth to take part in the Boorloo Heritage Festival, which celebrates the city's natural, built and cultural heritage, we jumped at the opportunity.

Throughout the festival in April 2023, we offered a new tour experience – Golden Tales – and took visitors through the inner workings of the Mint. Over one weekend we hosted hundreds of visitors who took part in a free gold panning activity. Assisted by our friendly employees dressed in period costumes, our visitors were able to pan for gold and hunt for coloured gems.

In June, we also offered our gold panning and other activities at the annual WA Day Festival at Burswood, which drew big crowds before being ended prematurely due to stormy weather.

Manager of Visitor Services Veronica Wilson is excited by the possibilities for future community engagement.

"I find the activation extremely rewarding," she says. "Connecting with local Perth families who want to explore their own city and learn more about the Mint and why we are a vital part of Western Australia's history and future is unbelievably fulfilling."



Corporate governance

Gold Corporation, trading as The Perth Mint, was established by the *Gold Corporation Act 1987 (WA)* (Gold Corporation Act).

The Minister responsible for the Corporation is the Hon. Bill Johnston MLA, Minister for Mines and Petroleum, Energy, Hydrogen Industry and Industrial Relations.

Section 10 of the Gold Corporation Act sets out the functions of Gold Corporation. These include:

- promoting and developing markets for gold and gold products in Australia and elsewhere
- minting, making, issuing, buying, selling, distributing and otherwise dealing in coins, medallions and other artifacts containing gold
- recovering, extracting, processing, smelting, sampling, refining, assaying and working gold and anything containing gold. Under the Gold Corporation Act, a reference to gold can also include a reference to silver, other precious metals, precious stones and other minerals.

We have no policy role in government, make no laws or regulations except policy in relation to the conduct of our own affairs and administer no schemes that confer benefits on or place imposts on the public.

Section 6 of the Gold Corporation Act empowers Gold Corporation's Board of Directors: *"...to determine the policy of Gold Corporation, the Mint and GoldCorp in relation to any matter and to control the affairs of Gold Corporation and each of its subsidiaries..."*

Strong corporate governance is at the heart of our culture, business

practices and ethics. Our governance practices form a framework to support high standards of corporate behaviour and risk management.

BOARD OF DIRECTORS

The Board of Directors is our governing body. Section 6 of the Gold Corporation Act empowers the Board to determine policies for Gold Corporation and its subsidiaries, and to determine the respective functions and operations to be performed by Gold Corporation and its subsidiaries.

Subject to the Act, the Board is required to:

- develop and expand Gold Corporation's business for the benefit and to the greatest advantage of the people of Australia
- operate in accordance with prudent commercial principles
- strive to earn a commercial rate of return on its capital.

The Board's authority is limited by the provisions in the Gold Corporation Act and by ministerial direction as set out in a formal Statement of Expectations. The Board acknowledges its accountability is to its owner and only shareholder, the Government of Western Australia.

The Board is committed to sound corporate governance principles and high standards of legislative compliance, supported by commensurate financial, environmental, occupational safety and health, and ethical behaviour.

The Board has serious regard to directorial and managerial conduct and reputation as an integral part of sound governance practices.

Gold Corporation may meet the costs associated with a Director seeking independent professional advice on Board matters, with the approval of the Chair.

KEY ACTIVITIES

Supported by management, the Board provides oversight and guidance regarding the strategic direction of The Perth Mint. In 2022-23, the Board approved the Mint's corporate strategy, which includes a governance strategic pillar to improve capabilities to reduce regulatory risks, supported by a sustainable governance and stakeholder engagement model. Key activities include identifying regulatory compliance obligations and designing and maintaining an obligations register.

In accordance with the Gold Corporation Act, a Statement of Corporate Intent covering the forthcoming 12-month period and a Strategic Development Plan with a five-year timeframe are prepared annually. Together, these documents outline our objectives, performance targets and strategic intent.

At its regular meetings, the Board has regard to the following areas by way of standing agenda items:

- risk management and risk issues
- environmental, social and governance issues
- strategic issues and key operational matters
- operational performance and financial matters
- safety and environmental performance.



MEMBERSHIP

Directors are appointed by the Governor of Western Australia on the nomination of the Minister and approval by Cabinet. At 30 June 2023, the Board consisted of seven non-executive directors and two executive directors.

Director	Status	Expiry of term
A Barton	Non-executive	31 August 2025
M J Cave	Non-executive	31 August 2025
J King (Deputy CEO)	Executive	18 November 2025*
S K Langer	Non-executive	31 January 2024
J P O'Connor	Non-executive	31 May 2025
N Roberts	Non-executive	1 August 2024
S M C Walsh AO (Chair)	Non-executive	31 December 2024
J Waters (CEO)	Executive	25 April 2026
R K Watson	Non-executive	Ex-officio

* J King resigned effective July 2023

MEETING ATTENDANCE

There were 12 formal meetings of the directors during the year ended 30 June 2023. The number of formal meetings attended by each director is indicated in the table below.

Directors' meeting attendance

	Attended	Eligible
A Barton	8	11
M J Cave	11	12
J King	12	12
S K Langer	12	12
J Muirsmith	3	3
J P O'Connor	10	12
N Roberts	11	12
S M C Walsh AO (Chair)	12	12
J Waters	12	12
R K Watson	11	12

BOARD COMMITTEES

The Board has established three committees, chaired by independent non-executive directors, to assist in the execution of its duties and responsibilities.

These are the Audit and Risk Management Committee, the Nominations and Remuneration Committee and the Health, Safety and Environment Committee. The previously constituted Treasury Committee has been disbanded.

Each committee member has only one vote and each resolution must be passed by unanimous agreement. In the event that agreement cannot be reached, the matter is referred to the Board for resolution.





Audit and Risk Management Committee

The committee reviews the quality, integrity, reliability and adequacy of our information, finance, accounting and control systems, as well as the risk management framework and compliance with laws, regulations and key internal policies. It advises the Board accordingly, while also acting as a communications interface between the Board and our auditors, both internal and external.

Membership of the committee at year-end comprised John O’Connor (Chair), Anthony Barton and Richard Watson.

The committee met five times during the financial year.

	Attended	Eligible
J P O’Connor (Chair)	5	5
R K Watson	5	5
J Muirsmith	2	2
A Barton	1	1

Nominations and Remuneration Committee

The Board delegates authority for determining conditions of employment to the Nominations and Remuneration Committee. The committee’s responsibilities include providing the Board with advice on executive appointments and succession planning; reviewing and advising the Board on remuneration policy; determining senior employee salary levels; alterations to core conditions of employment and employee incentive schemes. To ensure we attract and retain qualified and experienced personnel in competition with private sector organisations, we benchmark against employment conditions in the wider economy.

Membership of the committee at year-end comprised Sam Walsh AO (Chair), Jason Waters (CEO), Sally Langer and Jane King (Deputy CEO and Chief People and Reputation Officer).

The committee met three times during the year.

	Attended	Eligible
S M C Walsh AO (Chair)	3	3
J E King	3	3
Jason Waters	3	3
Sally Langer	3	3

Health, Safety and Environment Committee

The key objectives of the committee are to:

- ensure leading edge safety and environmental strategies are in place
- review health, safety and environmental performance
- determine that systems and procedures are in place to ensure compliance with our policies, legislative requirements and Australian Standards
- review activities carrying potentially inappropriate levels of risk
- ensure management plans are in place to mitigate these risks.



Membership of the committee at year-end comprised Sam Walsh AO (Chair), Jason Waters (CEO) and Jane King (Deputy CEO and Chief People and Reputation Officer).

The committee met four times during the financial year.

	Attended	Eligible
S M C Walsh AO (Chair)	4	4
J E King	4	4
Jason Waters	4	4

MANAGEMENT COMMITTEES

Executive Committee

The Executive Committee consists of the executive and senior managers of The Perth Mint. The committee meets weekly and is chaired by the CEO. Committee meetings provide a forum for senior managers to ensure the leadership team is abreast of key issues in their area and discuss strategic business issues.

Other committees

Executive management has formed six sub-committees – the Enterprise Risk Committee, Tax Risk Management Committee, Health Safety and Environment Committee, the Diversity, Equity and Inclusion Steering Committee, the Project Management Office Committee and the Business Technology Governance and Oversight Committee. These committees are populated by various management personnel and are designed to ensure adequate oversight is occurring in these critical areas of the business.

PUBLIC INTEREST DISCLOSURE

We are committed to the aims and objectives of the *Public Interest Disclosure Act 2003 (WA)*. We recognise the value and importance of employee contributions to enhance administrative and management practices and strongly support disclosures by staff as to corrupt or other improper conduct.

All employees are made aware of our whistleblower policy and the processes in place to make a disclosure.

The public interest disclosure officers are Nick Foster and Emma Soactar.

No notifications were received during 2022-23.

PUBLIC SECTOR STANDARDS AND ETHICAL CODES

We are required to comply with Section 31(1) of the *Public Sector Management Act 1994 (WA)* and are committed to promoting high ethical standards, which are incorporated into our policies and practices.

Employee awareness sessions of the organisation’s code of conduct and conflict of interest policies are conducted regularly.

During 2022-23, no issues were raised relating to non-compliance with the public sector standards or the WA Code of Ethics.

RECORDS MANAGEMENT

We are obliged to report on our conduct in compliance with the requirements of the *State Records Act 2000 (WA)* (Records Act) and communicate this in the annual report.

Committed to improving the effectiveness of our records management capabilities, we engage all areas of the business in the requirements of a record-keeping plan.

The Gold Corporation Record Keeping Plan is a statutory requirement under the Records Act. It identifies the strategy, processes and tools that ensure business critical information is identified, secured and retained in compliance with legislation. The plan was approved by the State Records Commission in August 2022. The next review will be in 2027.

All employees participate in training programs specific to their roles and work, which support compliance with records management requirements. Employees are trained in the use of record management policies, procedures and systems. They are also provided with ongoing guidance and support in the management of business records.

Our records management processes are continuously monitored and developed to meet the needs of the business.

The records management function provides continuous assistance to the business to achieve the annual Quality Assurance 9001 audit standard for document control. The process is controlled and coordinated through the corporate electronic document records management system.

Improvements to the system include introduction of scheduled workflows and enhanced security and access controls. These and other initiatives have reduced the costs associated with record keeping, while increasing the effectiveness, compliance and security of our records keeping systems.



FREEDOM OF INFORMATION (FOI) STATEMENT

Pursuant to Part 5 of the *Freedom of Information Act 1992 (WA)* (FOI Act) and guidelines issued by the Office of the Information Commissioner in January 2018, we have prepared an information statement.

The information below, in addition to information about Gold Corporation's functions and enabling legislation found in this Corporate Governance section, comprise the information statement.

Mission statement

It is our aim to make information available promptly and at the lowest possible cost. Wherever possible, documents will be provided outside the FOI process.

If information is not routinely available, the FOI Act provides the rights enabling the public to apply for documents held by Gold Corporation.

Documents held by the agency

Gold Corporation retains documents and files relating to its administration and business activities. A number of these documents can be inspected through an application under the FOI Act.

Documents which can be obtained free of charge include The Perth Mint brochures and catalogues, media statements and annual reports.

FOI exemption

A document is exempt if its disclosure would reveal information about:

- Gold or other precious metal received by Gold Corporation from a person or held by Gold Corporation on behalf of a person, on current account, certificate of deposit or fixed deposit; or
- a transaction relating to gold or other precious metal received or held by Gold Corporation.

Operation of FOI

Access applications (for personal and non-personal applications) must:

- (i) be in writing
- (ii) provide sufficient information to enable identification of the requested documents
- (iii) provide an Australian address to which notices can be sent
- (iv) be lodged at Gold Corporation, together with any application fee payable.

Applications will be acknowledged in writing and the applicant will be notified of the decision within 30 days (for personal information) or 45 days (non-personal information).


Applicants who are dissatisfied with a decision of Gold Corporation may request an internal review.

Applications for an internal review should be made in writing within 30 days of receiving the notice of decision. Applicants will be notified of the outcome of the review within 15 days.

Five applications were made to Gold Corporation under the FOI Act in 2022-23.

FOI enquiries or applications should be made to the FOI Coordinator, Gold Corporation, 310 Hay Street, East Perth, WA 6004, telephone (61 8) 9421 7632, facsimile (61 8) 9221 7031 or email legal@perthmint.com.





Access

Access to documents can be granted by way of inspection, a copy of a document, a copy of an audio or video tape, a computer disk, or a transcript of a recorded, shorthand or encoded document from which words can be reproduced.

The procedure for making an application for an amendment of personal information is the same as for an access application.

Fees

Gold Corporation is entitled to charge the following fees:

Personal information about the applicant	No fee or charge
Application fee for non-personal information	\$30
Charge for time dealing with the application (per hour, or pro rata)	\$30
Access time supervised by staff (per hour or pro rata)	\$30
Photocopying staff time (per hour, or pro rata)	\$30
Per photocopy	\$0.20
Transcribing from tape, film or computer (per hour, or pro rata)	\$30
Duplicating a tape, film or computer (per hour, or pro rata)	Actual cost
Delivery, packaging and postage	Actual cost



ELECTORAL ACT

Section 175ZE of the *Electoral Act 1907 (WA)* requires a public agency to include a statement in its annual report detailing all expenditure incurred by or on behalf of the agency during the financial year in relation to advertising, market research, polling, direct mail and media advertising.

1. Total expenditure for 2022-23 was \$1,908,131
2. Expenditure was incurred in the following areas:

		\$
Advertising agencies	The Brand Agency	1,511,976
	303 Mullenlowe Australia	28,573
	Sprout Social Australia	19,875
Advertising agencies total		1,560,424
Direct mail organisation	Quickmail	80,199
	Buscher Direkt	7,494
Direct mail total		87,693
Media advertising organisations	Metals Focus	66,904
	Paydirt Media	37,800
	Metals Daily	23,634
	Amos Media Company	21,716
	Facebook	14,367
	Aspermont	11,600
	Stockhead Australia	11,000
	LinkedIn	10,335
	Fe Money Management	10,010
	Jorbens Luxury Hotel Guides	9,091
	Perth Region Tourism Organisation	6,795
	Perth Region Tourism Organisation - Destination Perth	6,795
	Guru Productions	5,500
	Travelwest Publications WA	5,003
	Jorben Luxury Hotel Guides	4,545
	Letsgokids WA	3,510
	Tourism Brochure Exchange	3,025
	Sage Media Group	2,500
	Countrywide Publications	2,273
	Aspermont Media	1,840
Renniks Group	1,773	
Media total		260,015
Market research organisations		-
Polling organisations		-

REMUNERATION REPORT

This remuneration report details the remuneration arrangements for persons having authority and responsibility for planning, directing and controlling the major activities of Gold Corporation indirectly or directly, including any director.

REMUNERATION GOVERNANCE

The Nominations and Remuneration Committee makes recommendations to the Board in relation to various matters such as the remuneration arrangements for executives, including the CEO and Deputy CEO, which have to be aligned to the Salary and Allowances Tribunal.

The Committee meets prior to the annual salary review process and then as required through the year. The CEO and Deputy CEO are not present during any discussions related to their own remuneration arrangements.

DIRECTORS' REMUNERATION ARRANGEMENTS

The Minister sets remuneration for directors in accordance with the Act.

Directors do not receive any retirement benefits (apart from statutory superannuation) nor do they participate in incentive programs. Details of directors' fees are set out in table 1.

EXECUTIVE REMUNERATION

Gold Corporation's approach to executive remunerations is designed to attract and retain high-performing individuals who, due to the nature of the business, need to remain competitive aligned to industry standard.

Total remuneration for executives consists of fixed remuneration comprising base salary (which is calculated on a total cost basis, including accrued annual leave and long service leave entitlements) plus superannuation. The executive short-term incentive scheme was removed for 2022-23 and for future years. The Corporation does not provide any other allowances, such as cars.

DIRECTORS' REMUNERATION

	Short term \$'000				Post employment \$'000				Total \$'000	
	Salary & Fees		Other*		Super		Termination		Total	
	2022	2023	2022	2023	2022	2023	2022	2023	2022	2023
Jason Waters	99	650	28	29	10	31	–	–	137	710
Jane King	368	400	75	53	24	34	–	–	467	487
Sam Walsh	95	95	–	–	10	10	–	–	105	105
John O'Connor	65	60	–	–	7	7	–	–	72	67
Melanie Cave	55	55	–	–	6	6	–	–	61	61
Sally Langer	55	58	–	–	6	3	–	–	61	61
Neil Roberts	50	55	–	–	5	6	–	–	55	61
Jane Muirsmith	17	16	–	–	2	2	–	–	19	18
Anthony Barton	–	46	–	–	–	4	–	–	–	50
Richard Watson	–	–	–	–	–	–	–	–	–	–

* "Other" includes leave and incentive accruals. Negative values arise from large reversal of leave accruals due to leave being taken, cashed out or paid out upon termination..



INDEMNIFICATION OF DIRECTORS AND OFFICERS

During the reporting period, a directors' and officers' liability insurance policy was maintained to ensure that directors and officers had adequate coverage.

The policy indemnifies directors and officers of the Corporation from losses arising from a claim or claims made against them, jointly or severally during the period of insurance by reason of any wrongful act (as defined in the policy) in their capacity as a director or officer of the Corporation.

NAMES AND POSITIONS OF EXECUTIVES

Justin Kees*	Chief Operating Officer
Sawan Tanna*	Treasurer
Nick Foster*	General Counsel and Chief Risk Officer
James Sawyer*	Chief Financial Officer
Nigel Elders*	Chief Information Officer
Dion Paunich	Chief Safety, Security and Sustainability Officer
Stephanie Ward	Chief Sustainability Officer (exited 5 September 2022)

* Denotes the five executives with the highest total remuneration during 2022-23.

EXECUTIVE REMUNERATION

Total remuneration band \$	Number of executives*		Short term \$'000				Post employment \$'000				Total \$'000	
			Salary & Fees		Other**		Super		Termination		Total	
	2022	2023	2022	2023	2022	2023	2022	2023	2022	2023	2022	2023
50,000–99,999	1	–	65	–	–	–	–	–	–	–	65	–
150,000–199,999	1	1	184	72	–	(11)	–	11	–	86	184	158
250,000–299,999	1	–	194	–	(103)	–	12	–	194	–	297	–
300,000–349,999	3	1	202	311	18	13	22	24	88	–	330	348
350,000 – 399,999	1	2	287	325	57	22	30	31	–	–	374	378
400,000–449,999	2	3	308	369	90	28	28	33	–	–	426	430
700,000–749,000	1	–	726	–	–	–	–	–	–	–	726	–

* Where there is more than one executive in a remuneration band the average remuneration is shown. Variations in total remuneration are caused by factors including leave accrual and other adjustments.

** "Other" includes leave and incentive accruals. Negative values arise from large reversal of leave accruals due to leave being taken, cashed out or paid out upon termination.



Corporate directory

Registered office

Street address:
Perth Mint buildings 310 Hay Street
East Perth, WA, 6004 Australia
Tel: (61 8) 9421 7222
Email: info@perthmint.com

Postal address:

GPO Box M924
Perth, WA, 6843 Australia
Website: perthmint.com

Minister

The Honourable Bill Johnston MLA,
Minister for Mines and Petroleum,
Energy, Hydrogen Industry, Industrial
Relations

Statute

Gold Corporation was established
under the *Gold Corporation Act 1987*
(WA)

Directors

A Barton	Non-executive
M J Cave	Non-executive
J King (Deputy CEO)	Executive
S K Langer	Non-executive
J P O'Connor	Non-executive
N Roberts	Non-executive
S M C Walsh AO (Chair)	Non-executive
J Waters (CEO)	Executive
R K Watson	Non-executive

Company Secretary

Nick Foster

Bankers

Westpac Banking Corporation
JP Morgan



Group directory

GOLD CORPORATION

Head Office Street Address:
310 Hay Street, East Perth,
WA, 6004, Australia
Tel: (61 8) 9421 7222
Postal address: GPO Box M924,
Perth, WA, 6843, Australia
Email: info@perthmint.com
Website: perthmint.com
Contacts: Jason Waters,
Chief Executive Officer
Tanya Lawes, Executive Assistant
to the Chief Executive Officer

TREASURY

Street Address: 310 Hay Street,
East Perth, WA, 6004, Australia
Tel: (61 8) 9421 7272
Email: sawan.tanna@perthmint.com
Contact: Sawan Tanna, Treasurer

REFINERY

Street Address: 131 Horrie Miller Drive,
Perth Airport, WA, 6105, Australia
Tel: (61 8) 9479 9999
Email: jacques.dutoit@perthmint.com
Contact: Jacques Du Toit,
General Manager, Refinery

PERTH MINT DEPOSITORY

Street Address: 310 Hay Street,
East Perth, WA, 6004, Australia
Tel: (61 8) 9421 7250
Email: pmds@perthmint.com
Website: dol.perthmint.com
Contact: John O'Donoghue,
Manager, Depository

THE PERTH MINT SHOP

Street Address:
310 Hay Street, East Perth,
WA, 6004, Australia

Counter sales

Tel: (61 8) 9421 7376
Email: shop@perthmint.com

Exhibition

Tel: (61 8) 9421 7223
Email: reception@perthmint.com
Contact: Tina Kircher,
Group Manager, Retail

MINTED PRODUCTS

Australia

Street Address:
310 Hay Street, East Perth, WA 6004,
Australia Tel: (61 8) 9421 7222
Email: info@perthmint.com
Contact: Neil Vance, General Manager,
Minted Products

Middle East

Street Address:
310 Hay Street, East Perth,
WA 6004, Australia
Tel: (61 8) 9421 7222
Email: info@perthmint.com
Contact: Neil Vance,
General Manager, Minted Products



OVERSEAS INDEPENDENT AGENTS**North America**

Tel: (1 405) 627 3694
Email: Nathanowens.tpm@outlook.com
Contact: Nathan Owens

Hong Kong and Taiwan

PMHK Ltd
Street Address: Room 1401,
Jubilee Centre, 46 Gloucester Road,
Wanchai, Hong Kong
Tel: (852) 2525 1130
Fax: (852) 2810 6809
Email: dominicl@PMHK.com.hk claral@PMHK.com.hk
Contact: Dominic Leung, Clara Leung

Japan

Street Address: E210, Kamiasao 4-19-3,
Asao-ku Kawaski-shi
Kanagawa 215-0021, Japan
Tel: (81) 80 5882 6905
Fax: (81) 44 951 9510
Email: toshiharu.kato@nuggetcoins.com
Contact: Toshiharu Kato

Europe

Street Address: Hildesheimerstr. 29,
D-38159 Vechelde, Germany
Tel: (49) 5302 930 426
Mobile: (49) 160 991 41935
Email: guenther.wolters@t-online.de
Contact: Günther Wolters

China

Street Address: Western Australian
Trade Office – China, Room 2204 CITIC
Square, 1168 Nanjing Road West
Shanghai 200041 China
Tel: (86) 21 5292 5899-28
Mobile +86 133 9112 1863
Fax: (86) 21 5292 5889
Email pmcn_rocky@163.com
Contact: Rocky Lu, Business
Development Manager



Statutory reporting requirements

Financial estimates

The following financial estimates for 2023-24 are based on Gold Corporation's budget and are included to satisfy the requirements of the Treasurer's Instruction 953.

	\$'000
Total Revenue	\$26,448,492
Total Expenditure	\$26,440,071
Operating profit before income tax	\$8,421
Income tax expense	\$2,527
Operating profit after income tax	\$5,894
Dividend	\$11,820
Retained earnings	\$136,859





Auditor General

INDEPENDENT AUDITOR'S REPORT

2023

Gold Corporation

To the Parliament of Western Australia

Report on the audit of the financial statements

Opinion

I have audited the financial statements of Gold Corporation and its controlled entities (the Group) which comprise:

- the Consolidated Statement of Financial Position at 30 June 2023, and the Consolidated Statement of Profit or Loss and Other Comprehensive Income, Consolidated Statement of Changes in Equity and Consolidated Statement of Cash Flows for the year then ended
- Notes comprising a summary of significant accounting policies and other explanatory information.

In my opinion, the financial statements are:

- based on proper accounts and present fairly, in all material respects, the operating results and cash flows of the Group for the year ended 30 June 2023 and the financial position at the end of that period
- in accordance with Australian Accounting Standards, the *Financial Management Act 2006* and the Treasurer's Instructions.

Basis for opinion

I conducted my audit in accordance with the Australian Auditing Standards. My responsibilities under those standards are further described in the Auditor's responsibilities for the audit of the financial statements section of my report.

I believe that the audit evidence I have obtained is sufficient and appropriate to provide a basis for my opinion.

Emphasis of matter

Contingent liabilities

I draw attention to Note 31 of the financial report in terms of the *Anti-Money Laundering and Counter-Terrorism Financing Act 2006*, whereby The Australian Transaction Reports and Analysis Centre (AUSTRAC) appointed an external auditor to conduct an audit to assess the Group's compliance with the Anti-Money Laundering and Counter-Terrorism Financing legislative provisions. It is not possible to quantify the potential financial effects, if any, until after AUSTRAC has appropriately considered the audit report and made its determination. My opinion is not modified in respect of this matter.



Responsibilities of the Board for the financial statements

The Board is responsible for:

- keeping proper accounts
- preparation and fair presentation of the financial statements in accordance with Australian Accounting Standards, the *Financial Management Act 2006* and the Treasurer's Instructions
- such internal control as it determines is necessary to enable the preparation of financial statements that are free from material misstatement, whether due to fraud or error.

In preparing the financial statements, the Board is responsible for:

- assessing the Group's ability to continue as a going concern
- disclosing, as applicable, matters related to going concern
- using the going concern basis of accounting unless the Western Australian Government has made policy or funding decisions affecting the continued existence of the Group.

Auditor's responsibilities for the audit of the financial statements

As required by the *Auditor General Act 2006*, my responsibility is to express an opinion on the financial statements. The objectives of my audit are to obtain reasonable assurance about whether the financial statements as a whole are free from material misstatement, whether due to fraud or error, and to issue an auditor's report that includes my opinion. Reasonable assurance is a high level of assurance, but is not a guarantee that an audit conducted in accordance with Australian Auditing Standards will always detect a material misstatement when it exists.

Misstatements can arise from fraud or error and are considered material if, individually or in the aggregate, they could reasonably be expected to influence the economic decisions of users taken on the basis of the financial statements. The risk of not detecting a material misstatement resulting from fraud is higher than for one resulting from error, as fraud may involve collusion, forgery, intentional omissions, misrepresentations or the override of internal control.

A further description of my responsibilities for the audit of the financial statements is located on the Auditing and Assurance Standards Board website. This description forms part of my auditor's report and can be found at

https://www.auasb.gov.au/auditors_responsibilities/ar3.pdf.

Report on the audit of controls

Opinion

I have undertaken a reasonable assurance engagement on the design and implementation of controls exercised by the Gold Corporation. The controls exercised by the Board are those policies and procedures established to ensure that the receipt, expenditure and investment of money, the acquisition and disposal of property, and the incurring of liabilities have been in accordance with the State's financial reporting framework (the overall control objectives).

In my opinion, in all material respects, the controls exercised by the Gold Corporation are sufficiently adequate to provide reasonable assurance that the receipt, expenditure and investment of money, the acquisition and disposal of property and the incurring of liabilities have been in accordance with the State's financial reporting framework during the year ended 30 June 2023.

The Board's responsibilities

The Board is responsible for designing, implementing and maintaining controls to ensure that the receipt, expenditure and investment of money, the acquisition and disposal of property and the incurring of liabilities are in accordance with the *Financial Management Act 2006*, the Treasurer's Instructions and other relevant written law.

Auditor General's responsibilities

As required by the *Auditor General Act 2006*, my responsibility as an assurance practitioner is to express an opinion on the suitability of the design of the controls to achieve the overall control objectives and the implementation of the controls as designed. I conducted my engagement in accordance with Standard on Assurance Engagement ASAE 3150 *Assurance Engagements on Controls* issued by the Australian Auditing and Assurance Standards Board. That standard requires that I comply with relevant ethical requirements and plan and perform my procedures to obtain reasonable assurance about whether, in all material respects, the controls are suitably designed to achieve the overall control objectives and were implemented as designed.

An assurance engagement involves performing procedures to obtain evidence about the suitability of the controls design to achieve the overall control objectives and the implementation of those controls. The procedures selected depend on my judgement, including an assessment of the risks that controls are not suitably designed or implemented as designed. My procedures included testing the implementation of those controls that I consider necessary to achieve the overall control objectives.

I believe that the evidence I have obtained is sufficient and appropriate to provide a basis for my opinion.

Limitations of controls

Because of the inherent limitations of any internal control structure, it is possible that, even if the controls are suitably designed and implemented as designed, once in operation, the overall control objectives may not be achieved so that fraud, error or non-compliance with laws and regulations may occur and not be detected. Any projection of the outcome of the evaluation of the suitability of the design of controls to future periods is subject to the risk that the controls may become unsuitable because of changes in controls.

Report on the audit of the key performance indicators

Opinion

I have undertaken a reasonable assurance engagement on the key performance indicators of the Gold Corporation for the year ended 30 June 2023. The key performance indicators are the Under Treasurer-approved key effectiveness indicators and key efficiency indicators that provide performance information about achieving outcomes and delivering services.



In my opinion, in all material respects, the key performance indicators of the Gold Corporation are relevant and appropriate to assist users to assess the Group's performance and fairly represent indicated performance for the year ended 30 June 2023.

The Board's responsibilities for the key performance indicators

The Board is responsible for the preparation and fair presentation of the key performance indicators in accordance with the *Financial Management Act 2006* and the Treasurer's Instructions and for such internal controls as the Board determines necessary to enable the preparation of key performance indicators that are free from material misstatement, whether due to fraud or error.

In preparing the key performance indicators, the Board is responsible for identifying key performance indicators that are relevant and appropriate, having regard to their purpose in accordance with Treasurer's Instruction 904 *Key Performance Indicators*.

Auditor General's responsibilities

As required by the *Auditor General Act 2006*, my responsibility as an assurance practitioner is to express an opinion on the key performance indicators. The objectives of my engagement are to obtain reasonable assurance about whether the key performance indicators are relevant and appropriate to assist users to assess the Group's performance and whether the key performance indicators are free from material misstatement, whether due to fraud or error, and to issue an auditor's report that includes my opinion. I conducted my engagement in accordance with Standard on Assurance Engagements ASAE 3000 *Assurance Engagements Other than Audits or Reviews of Historical Financial Information* issued by the Australian Auditing and Assurance Standards Board. That standard requires that I comply with relevant ethical requirements relating to assurance engagements.

An assurance engagement involves performing procedures to obtain evidence about the amounts and disclosures in the key performance indicators. It also involves evaluating the relevance and appropriateness of the key performance indicators against the criteria and guidance in Treasurer's Instruction 904 for measuring the extent of outcome achievement and the efficiency of service delivery. The procedures selected depend on my judgement, including the assessment of the risks of material misstatement of the key performance indicators. In making these risk assessments, I obtain an understanding of internal control relevant to the engagement in order to design procedures that are appropriate in the circumstances.

I believe that the evidence I have obtained is sufficient and appropriate to provide a basis for my opinion.

My independence and quality management relating to the report on financial statements, controls and key performance indicators

I have complied with the independence requirements of the *Auditor General Act 2006* and the relevant ethical requirements relating to assurance engagements. In accordance with ASQM 1 *Quality Management for Firms that Perform Audits or Reviews of Financial Reports and Other Financial Information, or Other Assurance or Related Services Engagements*, the Office of the Auditor General maintains a comprehensive system of quality management including documented policies and procedures regarding compliance with ethical requirements, professional standards and applicable legal and regulatory requirements.



Other information

The Board are responsible for the other information. The other information is the information in the Group's annual report for the year ended 30 June 2023, but not the financial statements, key performance indicators and my auditor's report.

My opinions on the financial statements, controls and key performance indicators do not cover the other information and accordingly I do not express any form of assurance conclusion thereon.

In connection with my audit of the financial statements, controls and key performance indicators my responsibility is to read the other information and, in doing so, consider whether the other information is materially inconsistent with the financial statements and key performance indicators or my knowledge obtained in the audit or otherwise appears to be materially misstated.

If, based on the work I have performed, I conclude that there is a material misstatement of this other information, I am required to report that fact. I did not receive the other information prior to the date of this auditor's report. When I do receive it, I will read it and if I conclude that there is a material misstatement in this information, I am required to communicate the matter to those charged with governance and request them to correct the misstated information. If the misstated information is not corrected, I may need to retract this auditor's report and re-issue an amended report.

Matters relating to the electronic publication of the audited financial statements and key performance indicators

The auditor's report relates to the financial statements and key performance indicators of the Gold Corporation for the year ended 30 June 2023 included in the annual report on Gold Corporation's website. Gold Corporation's management is responsible for the integrity of Gold Corporation's website. This audit does not provide assurance on the integrity of Gold Corporation's website. The auditor's report refers only to the financial statements, controls and key performance indicators described above. It does not provide an opinion on any other information which may have been hyperlinked to/from the annual report. If users of the financial statements and key performance indicators are concerned with the inherent risks arising from publication on a website, they are advised to contact Gold Corporation to confirm the information contained in the website version.



Caroline Spencer
Auditor General for Western Australia
Perth, Western Australia
13 September 2023



Key performance indicators

Gold Corporation is a body corporate incorporated under the *Gold Corporation Act 1987* (WA).

The purpose of Gold Corporation is to:

- develop, manufacture and market Australian legal tender investment coins and other products that promote the ownership of physical precious metal for investment purposes
- design, manufacture and market proof, commemorative and numismatic coins and related products
- make available investment products that enable investors to have exposure to the value of precious metals without having to deal with the security and other issues associated with the keeping of the physical metal
- provide storage and safekeeping facilities for precious metals
- be a major supplier of precious metal blanks to the mints of the world
- operate a tourist attraction, based on the themes of gold and minting, that is important to Perth and Western Australia
- supply refining and other services to the gold industry of Australia
- preserve the historic Mint building and artefacts that are part of the heritage of Perth and Australia.

The Corporation is required to operate in accordance with prudent commercial principles, to generate revenue sufficient to meet its expenditure and to derive a profit that represents a commercial rate of return on its capital.

Under the *Treasurer's Instructions 904 and 905*, a statutory authority is required to provide appropriate key performance indicators in its annual report, namely:

- relevant agency level government desired outcome(s)
- key effectiveness indicators which provide information on the extent of achievement of an agency level government desired outcome
- key efficiency indicators relating an outcome to the level of resource input required to deliver it.

Given the above *Treasurer's Instructions* and taking into account the Corporation's functions under the *Gold Corporation Act 1987*, its outcomes are:

1 *Maximisation of the Value-added to, and Income Derived from, Precious Metal Coins and Other Products and Services*

The Australian Kangaroo and Lunar bullion gold coins and Kookaburra, Koala and Lunar silver coins have a noted world market share. The Perth Mint's various proof, numismatic and commemorative coins made of gold, silver and platinum are added-value precious metal products which are also distributed worldwide.

2 *Preservation and Promotion of The Perth Mint's Heritage Assets and History*

The Perth Mint exhibition includes gold pouring demonstrations, historical information on the gold industry in Western Australia and a comprehensive range of investor and numismatic coins. It is an integral part of The Perth Mint's heritage and is a premier tourist destination.



The relationship between government goals and Gold Corporation's performance

The goal most aligned to Gold Corporation's business operations is:

Strong and sustainable finances: responsible, achievable, affordable service delivery

	2018-19	2019-20	2020-21	2021-22	2022-23	Target
The key effectiveness indicators for outcome No. 1 are:						
1 Global market share of Australian gold bullion coins (Note 1)	7%	7%	11%	12%	13%	12%
2 Coins and bars – value-added to gold, silver and platinum (Note 2)						
(a) Total premium income	\$51.9M	\$84.9M	\$111.0M	\$136.9M	\$166.6M	\$63.9M
(b) Total premium income expressed as a percentage of (Note 2) precious metal value	5.4%	3.9%	3.3%	3.9%	4.3%	3.3%
3 Estimated proportion of Australian gold doré production refined by The Perth Mint (Note 3)	93%	87%	83%	79%	78%	80%
4 Return on equity (Note 4)	10.3%	31.1%	27.0%	23.0%	24.5%	12.0%
5 Dividends and income tax equivalent payable to the Western Australian Government (Note 5)	\$9.0M	\$6.0M	\$41.0M	\$25.6M	\$14.3M	\$21.0M
The key effectiveness indicators for outcome No. 2 are:						
6 (a) Visitors to Perth Mint Exhibition (Note 6)	73,000	60,000	12,000	34,000	79,000	75,000
(b) Visitors' satisfaction level	99.7%	99.5%	97.9%	96.0%	97.1%	99.9%

Notes:

- The figures are based on Gold Fields Mineral Services data for the previous calendar year.
- The calculation is the total premium income (amount of income received above metal cost) for all legal tender coins and minted bar sales, which is expressed as a percentage of the value of the precious metal value of the coins and bars. The key effectiveness indicator includes all Australian legal tender coins and minted bars, as well as coins produced for other countries. Premium income was above target as a result of additional demand for the Corporation's products due to high levels of inflation in many of the world's biggest economies and heightened geopolitical tensions.
- This calculation is based on the refinery's records and an estimate of the total Australian gold doré production.
- The percentages show Gold Corporation's return on equity for each respective financial year, based on ordinary activities before income tax (and excluding profit attributable to non-controlling interests). This performance measure is referred to in the Gold Corporation Act 1987. Return on equity was well above target as a result of ongoing additional demand for the Corporation's products due to high levels of inflation in many of the world's biggest economies and heightened geopolitical tensions.
- Income tax equivalent, calculated as if the Corporation were a public company, is payable to the WA Government on profit from ordinary activities. Dividends are generally payable annually as a percentage of after-tax profit. These payments are forecast annually in Gold Corporation's business plan, and included in the Financial Estimates in the Annual Report. The below target result is due to the Corporation retaining its dividend payment of \$21.1M in 2022-23 to fund future infrastructure investment.
- (a) Total number of visitors (to nearest thousand) to the Exhibition annually, based on recorded daily visitor traffic. These have increased significantly due to the easing of COVID related restrictions in the prior year.
(b) Satisfaction levels are derived from surveys completed by visitors to The Perth Mint.



SERVICES

1 Precious Metal Products and Services

Gold Corporation provides refining, assaying and other services to the gold industry and markets the gold in ways which maximise value-added and which encourage demand for gold.

Demand for gold is encouraged by making it convenient to acquire and own gold by means of bullion coins, gold bars and various Depository products.

Depository products make it possible for gold to be owned without having to deal with the security and other issues associated with keeping the physical metal – the metal is held in safe storage on behalf of its owners.

Proof, numismatic and commemorative coins add significant value to precious metal as does the manufacture of precious metal coin blanks for other mints.

2 Cultural Heritage Conservation

Gold Corporation continually upgrades The Perth Mint heritage building situated at 310 Hay Street. It also preserves historical artefacts and documents related to minting and the gold industry in Western Australia.

	2018-19	2019-20	2020-21	2021-22	2022-23	Target
The key efficiency indicators for service No. 1 are:						
1 Trading profit as a proportion of sales revenue (Note 1)	0.53%	0.61%	0.63%	0.81%	0.89%	0.53%
2 Staff costs as a proportion of trading profit (Note 2)	38.35%	29.84%	30.39%	34.39%	36.74%	35.86%
The key efficiency indicator for service No. 2 is:						
3 Average cost per Exhibition visitor expressed as an index (Note 3)	185	227	715	346	212	175

Notes:

- The percentages show the proportion of Gold Corporation's sales revenue represented by the trading profit for the respective financial year. The above target result is primarily due to above budget premium income (driving higher profitability) as a result of ongoing additional demand for the Corporation's products due to high levels of inflation in many of the world's biggest economies and heightened geopolitical tensions.
- Staff costs include employee benefits, on-costs and contract staff costs, expressed as a percentage of trading profit (gross margin). Staff costs are Gold Corporation's major expenditure, after the cost of precious metals.
- Average cost per Exhibition visitor is derived by calculation of total costs of Exhibition divided by annual number of visitors expressed as an index, with the 2002/2003 year indexed as 100. The rebound in visitor numbers during 2022-23 due to the easing of COVID related restrictions in the prior year has driven the improvement from 2021-22.



Certification of key performance indicators

.....

In our opinion, the Key Performance Indicators for Gold Corporation and its subsidiaries contained in this report are based on proper records, are relevant and appropriate for assisting users to assess the performance of Gold Corporation and its subsidiaries, and fairly represent the performance of Gold Corporation and its subsidiaries for the reporting period ended 30 June 2023.



S M C WALSH AO
Chairman



J R WATERS
Executive Director

Certification of financial statements

The accompanying financial statements of Gold Corporation and its subsidiaries have been prepared in compliance with the provisions of the Financial Management Act 2006 from proper accounts and records to present fairly the financial transactions for the reporting period ended 30 June 2023, and the financial position as at 30 June 2023.

At the date of signing, we are not aware of any circumstances which would render the particulars included in these financial statements misleading or inaccurate.



S M C WALSH AO
Chairman
12 September 2023



J R WATERS
Executive Director



J R H SAWYER
Chief Financial Officer

Gold Corporation

Trading as The Perth Mint

ABN 98 838 298 431

Financial Report - 30 June 2023



Gold Corporation
Consolidated statement of profit or loss and other comprehensive income
For the year ended 30 June 2023

	Notes	2023 \$'000	2022 \$'000
Revenue from contracts with customers	4	23,185,903	21,768,481
Finance income		6,615	224
Revaluation increase in buildings	5	715	1,067
Expenses			
Cost of goods sold		(22,980,379)	(21,592,511)
Employee benefits	7	(75,513)	(60,510)
Materials and services		(61,326)	(64,171)
Depreciation and amortisation	6	(8,609)	(8,337)
Finance costs		(7,163)	(3,885)
Revaluation decrease in buildings	5	(635)	(67)
Battery site remediation	18, 20	(6,940)	-
Net foreign exchange losses		-	(14)
Profit before income tax expense		52,668	40,277
Income tax expense	8	(15,840)	(12,092)
Profit after income tax expense for the year		36,828	28,185
Other Comprehensive Income			
<i>Items that will not be reclassified subsequently to profit or loss</i>			
Loss on revaluation of land and buildings	12	(30)	(139)
Gain on revaluation of land and buildings	12	4,060	1,895
Income tax on items of other comprehensive income	8	(1,330)	(506)
Gain/(loss) on cash flow hedges		403	(69)
Total other comprehensive income for the year		3,103	1,181
Total comprehensive income for the year		39,931	29,366

The above consolidated statement of profit or loss and other comprehensive income should be read in conjunction with the accompanying notes.



Gold Corporation
Consolidated statement of financial position
As at 30 June 2023

	Notes	30 June 2023 \$'000	30 June 2022 \$'000
ASSETS			
Current assets			
Cash and cash equivalents	9	41,324	192,037
Trade and other receivables	10	579,321	351,592
Inventories	11	7,043,965	6,474,655
Prepayments		4,414	5,070
Total current assets		7,669,024	7,023,354
Non-current assets			
Property, plant and equipment	12	107,741	99,176
Intangibles	13	640	1,253
Deferred tax assets	14	12,450	13,280
Right-of-use assets	25	15,152	16,225
Total non-current assets		135,983	129,934
Total assets		7,805,007	7,153,288
LIABILITIES			
Current liabilities			
Trade and other payables	15	180,628	171,351
Precious metal borrowings - interest bearing	16	1,821,379	1,536,488
Derivative liabilities		2,384	542
Income tax payable		2,321	234
Employee benefits	17	8,794	7,190
Provisions	18	9,589	4,411
Precious metal borrowings - non-interest bearing	19	5,533,570	5,228,459
Lease liabilities	25	1,675	1,586
Total current liabilities		7,560,340	6,950,261
Non-current liabilities			
Provisions	20	11,263	8,819
Employee benefits	21	428	327
Lease liabilities	25	17,886	18,722
Total non-current liabilities		29,577	27,868
Total liabilities		7,589,917	6,978,129
Net assets		215,090	175,159

The above consolidated statement of financial position should be read in conjunction with the accompanying notes.



Gold Corporation
Consolidated statement of financial position
As at 30 June 2023
(continued)

	Notes	30 June 2023 \$'000	30 June 2022 \$'000
EQUITY			
Issued capital	22	31,603	31,603
Reserves	23	19,639	16,536
Retained profits		163,848	127,020
Total equity		215,090	175,159

The above consolidated statement of financial position should be read in conjunction with the accompanying notes.



Gold Corporation
Consolidated statement of changes in equity
For the year ended 30 June 2023

	Share capital \$'000	Other reserves \$'000	Retained profits \$'000	Total equity \$'000
Opening balance at 1 July 2021	31,603	15,355	98,835	145,793
Profit after income tax expense for the year	-	-	28,185	28,185
Other comprehensive income for the year, net of tax	-	1,181	-	1,181
Total comprehensive income for the year	-	1,181	28,185	29,366
Closing balance at 30 June 2022	31,603	16,536	127,020	175,159
Opening balance at 1 July 2022	31,603	16,536	127,020	175,159
Profit after income tax expense for the year	-	-	36,828	36,828
Other comprehensive income for the year, net of tax	-	3,103	-	3,103
Total comprehensive income for the year	-	3,103	36,828	39,931
Closing balance at 30 June 2023	31,603	19,639	163,848	215,090



Gold Corporation
Consolidated statement of cash flows
For the year ended 30 June 2023

	2023	2022
Notes	\$'000	\$'000
Cash flows from operating activities		
Receipts from customers (inclusive of GST)	12,366,735	13,891,634
Payments to suppliers and employees (inclusive of GST)	(12,493,247)	(13,854,887)
	<u>(126,512)</u>	<u>36,747</u>
Interest and other finance income/revenue received	9,894	2,654
Interest and other finance costs paid	(6,840)	(3,766)
Net cash (outflow)/inflow from operating activities	34 (123,458)	35,635
Cash flows from investing activities		
Payments for property, plant and equipment	(11,559)	(8,206)
Payments for intangibles	(247)	(662)
Net cash flows used in investing activities	(11,806)	(8,868)
Cash flows from financing activities		
Principal element of lease payments	(1,196)	(987)
Net cash flows used in financing activities	(1,196)	(987)
Cash flows to State Government		
Income tax equivalent paid	(14,253)	(25,614)
Net cash flows to State Government	(14,253)	(25,614)
Net (decrease)/increase in cash and cash equivalents	(150,713)	166
Cash and cash equivalents at the beginning of the financial year	192,037	191,871
Cash and cash equivalents at the end of the financial year	9 41,324	192,037

The above consolidated statement of cash flows should be read in conjunction with the accompanying notes.



Gold Corporation
Notes to the consolidated financial statements
30 June 2023

1 General information

The financial report covers both Gold Corporation as an individual entity and the consolidated entity consisting of Gold Corporation and the entities it controlled during the year. The financial report is presented in Australian dollars, which is Gold Corporation and its subsidiaries' functional currency.

The financial report consists of the financial statements, notes to the financial statements and the directors' declaration.

Gold Corporation and subsidiaries are corporations incorporated by the *Gold Corporation Act 1987 (WA)* and domiciled in Australia. Gold Corporation's registered office and principal place of business is:

310 Hay Street
East Perth
Western Australia
Australia

The nature of the consolidated entity's operations is the supply of precious metal related products and services. Its principal activities are the refining of gold and silver, the production of value added cast bars, minted bars and Australian legal tender bullion coins, the supply of precious metal depository storage products, the supply of proof, numismatic and commemorative coins and the operation of a tourist attraction. Gold Corporation is classified as a "for-profit entity" by the Government of Western Australia.

The financial report was authorised for issue, in accordance with a resolution of directors, on 12 September 2023. The directors have the power to amend and reissue the financial report.

The *Financial Management Act 2006 (WA)* and the Treasurer's Instructions are legislative provisions governing the preparation of financial statements and take precedence over the Accounting Standards, the Framework, Statements of Accounting Concepts and other authoritative pronouncements of the Australian Accounting Standards Board. The Treasurer's Instructions may modify or clarify their application, disclosure, format and wording to provide certainty and to ensure consistency and appropriate reporting across the public sector. If any such modification has a material or significant financial effect upon the reported results, details of that modification and, where practicable, the resulting financial effects are disclosed in individual notes to the financial report.

2 Significant accounting policies

The principal accounting policies adopted in the preparation of the financial statements are set out below. These policies have been consistently applied to all the years presented, unless otherwise stated.

(a) New, revised or amended Accounting Standards and Interpretations adopted

The consolidated entity has, where applicable, adopted all of the new, revised or amended Accounting Standards and Interpretations issued by the Australian Accounting Standards Board ('AASB') that are mandatory for the current reporting year. No Accounting Standards were early adopted during the year.



Gold Corporation
Notes to the consolidated financial statements
30 June 2023
(continued)

2 Significant accounting policies (continued)

(b) Basis of preparation

These general purpose financial statements have been prepared in accordance with Australian Accounting Standards and Interpretations issued by the Australian Accounting Standards Board, the *Financial Management Act 2006* (WA) and the Treasurer's Instructions as appropriate for for-profit oriented entities.

(i) Compliance with IFRS

These financial statements also comply with International Financial Reporting Standards as issued by the International Accounting Standards Board.

(ii) Historical cost convention

The financial statements have been prepared under the historical cost convention except for, where applicable, precious metal holdings & inventories, financial assets and liabilities at fair value through the consolidated statement of profit or loss and other comprehensive income, certain classes of property, plant and equipment and derivative financial instruments.

(iii) Critical estimates & judgements

The preparation of consolidated financial statements requires the use of certain critical accounting estimates. It also requires management to exercise its judgement in the process of applying the consolidated entity's accounting policies. The areas involving a higher degree of judgement or complexity, or areas where assumptions and estimates are significant to the consolidated financial statements, are disclosed in note 3.

(iv) Comparatives

When required by Accounting Standards, comparative figures have been adjusted to conform to changes in presentation for the current financial year.

(v) Rounding

Figures have been rounded to the nearest thousand dollars.

(c) Parent entity financial information

In accordance with the *Treasurer's Instruction 1105, Consolidated Financial Statements*, these financial statements present the results of the consolidated entity only.

(d) Revenue recognition

(i) Sale of goods

Background

The consolidated entity is a fully integrated precious metals enterprise, providing premium gold, silver and platinum products and services to markets throughout the world. The consolidated entity acquires the raw materials for production predominantly from mining companies in the form of unrefined gold and silver. Title to and all inventory risk arising from the ownership of these raw materials is borne by the consolidated entity and they are refined and further fabricated to produce a wide array of investment grade products within the consolidated entity's accredited refinery and manufacturing facilities. The precious metal goods sold by the consolidated entity include: large and small bullion bars, legal tender bullion coins, collectable coins and medallions.



Gold Corporation
Notes to the consolidated financial statements
30 June 2023
(continued)

2 Significant accounting policies (continued)

(d) Revenue recognition (continued)

(i) Sale of goods (continued)

Background (continued)

The consolidated entity sells its precious metal product range through bilateral arrangements with a globally diverse customer set. The consolidated entity's customer base is separate and distinct from its raw material supply base and the consolidated entity has formed the judgement that its customers do not operate in the same line of business.

The consolidated entity also operates a government guaranteed precious metals investment and storage program and through this provides pricing and custody services that allow investors to store their investments in the consolidated entity's secure vaulting facilities and take price exposure to precious metals.

The consolidated entity also sells a range of jewellery and giftware, along with operating a tourism experience.

Recognition

Revenues from the sale of physical precious metal products are recognised when control of the product has transferred to the customer. Precious metal transactions are generally executed with consideration and title to the metal being exchanged on the same date. This date is known as value (or settlement) date and generally also coincides with the date physical metal is delivered to the customer. Control in arrangements on such terms is deemed to have passed and therefore revenue recognised for the sale of precious metal goods on value date.

Revenue is recognised for the sale of precious metal goods at a different point in time where;

- the consolidated entity's risk management policies require verification of receipt of funds prior to releasing/delivering the product to the customer and consequently physical possession and therefore acceptance by the customer of the asset, may occur at a different point in time. Revenue recognition is deferred in these circumstances until the product is delivered;
- a customer purchases inventory from a consignment location, in which case revenue is recognised when the customer accepts that inventory; or
- the consolidated entity is required to deliver product into its secure storage facilities under a custody arrangement, revenue is recognised when the consolidated entity has recorded the transfer of ownership of the stored asset to the customer.

Cash received in advance of satisfaction of the performance obligation is recognised as a contract liability (deferred revenue) and included within trade and other payables.

A receivable is recognised, or contract liability extinguished, when the goods are delivered and satisfy the applicable performance obligation. For transactions where the time between transfer of the promised goods or services to the customer and payment by the customer exceeds regular way settlement terms the customer is separately charged a funding cost. This financing revenue is charged separately to the customer and consequently no adjustment to the value recognised for the sale of goods is necessary. Any such finance revenue is recognised over time using the effective interest method.



Gold Corporation
Notes to the consolidated financial statements
30 June 2023
(continued)

2 Significant accounting policies (continued)

(d) Revenue recognition (continued)

(i) Sale of goods (continued)

Recognition (continued)

When a customer contractually commits to buy precious metal products (trade date), but prior to the point in time when revenue is recognised for the sale of those products, the customer agrees to the transaction price and method of settlement. The consolidated entity has formed the judgement that it is a precious-metals broker-trader. As a broker-trader the consolidated entity recognises the change in precious metal value implicit in the customer contract between trade date and the date revenue is recognised. This change in value is recognised separately as a contract asset or liability with the corresponding gain/loss recognised within cost of sales. This gain or loss offsets the corresponding change in value of the underlying precious metal inventory to be sold between the same two dates. The consolidated entity applies this treatment equally to all assets, liabilities and contracts for the purchase or sale of precious metal across the consolidated entity, which ensures the economic effects of commodity price changes are transferred to or taken on by the consolidated entity from trade date consistently across the portfolio of precious metal assets and liabilities.

The consolidated entity undertakes a variety of transactions where unallocated precious metal credits are either received, transferred, issued or extinguished. Such transactions form a critical part of the consolidated entity's funding, liquidity, market price risk management practices and assist in the settlement and facilitation of other transactions involving the transfer of goods and services. The consolidated entity, with reference to the aforementioned factors and its business model, has formed the judgement that the transfer or issue of unallocated metal credits in return for cash or transactions to swap unallocated metal credits in one location for unallocated metal credits in another location are not transactions that involve the transfer of a good or service that is an output of the consolidated entity's ordinary activities. Consequently, these transactions do not give rise to the recognition of revenue, except for any fees that such transactions may generate in consideration for undertaking the transaction on behalf of a customer. Any such fees are recognised as part of revenue when the consolidated entity has fulfilled its obligation to facilitate the transaction.

Measurement

Revenue for the sale of physical precious metal products to the consolidated entity's customers is recognised at the amount of consideration to be received in exchange for transferring the promised goods to the customer (excluding any goods or services taxes, or other amounts, collected on behalf of third parties). The consolidated entity regularly receives a combination of monetary and non-cash consideration (unallocated metal credits) in settlement for satisfying a performance obligation. The settlement option is an election made by the customer at the time of entering into the transaction. Any non-cash consideration is measured at its fair value and is determined with reference to quoted market prices.

(ii) Services

Revenue derived from the provision of services is recognised in the financial year in which the services are rendered at the amount of consideration received for performing that service.

(e) Finance income

Finance income is recognised as interest accrues using the effective interest method. This is a method of calculating the amortised cost of a financial asset and allocating the interest income over the relevant period using the effective interest rate, which is the rate that exactly discounts estimated future cash receipts through the expected life of the financial asset to the net carrying amount of the financial asset.



Gold Corporation
Notes to the consolidated financial statements
30 June 2023
(continued)

2 Significant accounting policies (continued)

(f) Foreign currency translation

(i) Transactions and balances

Transactions denominated in foreign currencies are translated at the foreign exchange rate ruling at the date of the transaction. Monetary assets and liabilities denominated in foreign currencies at the reporting date are translated to Australian dollars at the foreign exchange rate ruling at that date. Foreign exchange differences arising on translation are recognised in the consolidated statement of profit or loss and other comprehensive income. The foreign currency gain or loss on monetary items is the difference between amortised cost in the functional currency at the start of the period, adjusted for effective interest and payments during the period, and the amortised cost in foreign currency translated at the exchange rate at the end of the period. Non-monetary assets and liabilities that are measured in terms of historical cost in a foreign currency are translated using the exchange rate at the date of the transaction. Non-monetary assets and liabilities denominated in foreign currencies that are stated at fair value are translated to Australian dollars at foreign exchange rates ruling at the dates the fair value was determined.

Foreign currency gains and losses are reported on a net basis.

(g) Financial instruments

(i) Derivative financial instruments

Where the consolidated entity commits a sale or purchase of metal in advance of the settlement date, the difference between the committed price and the fair value of the metal is recognised as a derivative asset or liability.

The consolidated entity may also use derivative financial instruments to hedge its exposure to foreign exchange risks arising from operating, financing and investing activities. In accordance with its treasury policy, the consolidated entity does not hold or issue derivative financial instruments for trading purposes. However, derivatives that do not qualify for hedge accounting are accounted for as trading instruments.

Derivatives are recognised initially at fair value; attributable transaction costs are recognised in the consolidated statement of profit or loss and other comprehensive income when incurred. Subsequent to initial recognition, derivatives are measured at fair value, and changes therein are accounted for as described below.

(ii) Cash flow hedge

Changes in the fair value of the derivative hedging instrument designated as a cash flow hedge are recognised directly in equity to the extent that the hedge is effective. To the extent that the hedge is ineffective, changes in fair value are recognised in the consolidated statement of profit or loss and other comprehensive income.

If the hedging instrument no longer meets the criteria for hedge accounting, expires or is sold, terminated or exercised, then hedge accounting is discontinued prospectively. The cumulative gain or loss previously recognised in equity remains there until the forecast transaction occurs. When the hedged item is a non-financial asset, the amount recognised in equity is transferred to the carrying amount of the asset when it is recognised. In other cases the amount recognised in equity is transferred to the consolidated statement of profit or loss and other comprehensive income in the same year that the hedged item affects the consolidated statement of profit or loss and other comprehensive income.



Gold Corporation
Notes to the consolidated financial statements
30 June 2023
(continued)

2 Significant accounting policies (continued)

(g) Financial instruments (continued)

(iii) Non-derivative financial instruments

Non-derivative financial instruments comprise investments in equity and debt securities, trade and other receivables, cash and cash equivalents, loans and borrowings, and trade and other payables.

Non-derivative financial instruments are recognised initially at fair value plus, for instruments not at fair value through the consolidated statement of profit or loss and other comprehensive income, any directly attributable transaction costs, except as described below. Subsequent to initial recognition non-derivative financial instruments are measured as described below.

A financial instrument is recognised if the consolidated entity becomes a party to the contractual provisions of the instrument. Financial assets are derecognised if the consolidated entity's contractual rights to the cash flows from the financial assets expire or if the consolidated entity transfers the financial asset to another party without retaining control or substantially all risks and rewards of the asset. Regular purchases and sales of financial assets are accounted for at trade date, i.e. the date that the consolidated entity commits itself to purchase or sell the asset. Financial liabilities are derecognised if the consolidated entity's obligations specified in the contract expire or are discharged or cancelled.

Other non-derivative financial instruments are measured at amortised cost using the effective interest method, less any impairment losses.

(h) Income tax

The consolidated entity is subject to the National Tax Equivalent Regime (NTER), under the *State Enterprises (Commonwealth Tax Equivalents) Act 1996* (WA). The NTER is administered by the Australian Taxation Office (ATO) on behalf of the states. Under the NTER, the income tax equivalent revenue is remitted to the Treasurer of Western Australia, for credit of the Consolidated Fund. The calculation of the liability in respect of income tax is governed by NTER guidelines and directions approved by Government. As a consequence of participation in the NTER, the consolidated entity is required to comply with *AASB 112 Income Taxes*. Income tax in the consolidated statement of profit or loss and other comprehensive income for the year comprises current and deferred tax. Income tax is recognised in the consolidated statement of profit or loss and other comprehensive income except to the extent that it relates to items recognised directly in equity, in which case it is recognised in equity.

Current tax is the expected tax payable on the taxable income for the year adjusted by changes in deferred tax assets and liabilities, using tax rates enacted at reporting date, and any adjustment to tax payable in respect of previous years.



Gold Corporation
Notes to the consolidated financial statements
30 June 2023
(continued)

2 Significant accounting policies (continued)

(h) Income tax (continued)

Deferred tax is provided using the statement of financial position method, providing for temporary differences between the carrying amounts of assets and liabilities for financial reporting purposes and the amounts used for taxation purposes. Deferred tax is not recognised for the following temporary differences: the initial recognition of goodwill, the initial recognition of assets or liabilities in a transaction that is not a business combination and that affects neither accounting nor taxable profit, and differences relating to investments in subsidiaries and jointly controlled entities to the extent that they probably will not reverse in the foreseeable future. Deferred tax is measured at the tax rates that are expected to be applied to the temporary differences when they reverse, based on the laws that have been enacted or substantively enacted by the reporting date. Deferred tax assets and liabilities are offset if there is a legally enforceable right to offset current tax liabilities and assets, and they relate to income taxes levied by the same tax authority on the same taxable entity, or on different tax entities but they intend to settle current tax liabilities and assets on a net basis or that tax asset and liabilities will be realised simultaneously.

A deferred tax asset is recognised only to the extent that it is probable that future taxable profits will be available against which the temporary difference can be utilised. Deferred tax assets are reduced to the extent that it is no longer probable that the related tax benefit will be realised. The consolidated entity has formed a tax consolidated group and is taxed as a single entity.

(i) Cash and cash equivalents

Cash and cash equivalents include cash on hand, deposits held at call with financial institutions and other short-term, highly liquid investments with original maturities of three months or less that are readily convertible to known amounts of cash and which are subject to an insignificant risk of changes in value.

(j) Trade and other receivables

(i) Trade receivables

Trade receivables are initially recognised at fair value and subsequently measured at amortised cost using the effective interest method, less any provision for expected credit loss. Trade receivables are generally due for settlement within 30 days.

The consolidated entity assesses, on a forward looking basis, the expected credit losses associated with its financial assets carried at amortised cost. The expected credit loss methodology applied depends on whether there has been a significant increase in credit risk.

For trade receivables, the consolidated entity applies the simplified approach permitted by AASB 9, which requires expected lifetime losses to be recognised from initial recognition of the receivables. Note 10 provides more information on this provision.

(ii) Receivables and advances to customers at fair value

Receivables and advances to customers at fair value are initially and subsequently recognised at fair value. Note 10 contains further information regarding the nature of receivables classified as receivables and other advances to customers at fair value.

(iii) Other receivables

Other receivables are recognised at amortised cost, less any provision for expected credit loss.



Gold Corporation
Notes to the consolidated financial statements
30 June 2023
(continued)

2 Significant accounting policies (continued)

(k) Inventories

Precious metal inventories are valued at fair value, being market prices ruling at reporting date. Other inventories are stated at the lower of cost or net realisable value. Net realisable value is the estimated selling price in the ordinary course of business, less the estimated costs of completion and selling expenses. Cost is assigned on a first in first out basis except for retail inventories where a weighted average method is used. In the case of manufactured inventories and work in progress, cost includes an appropriate share of overheads based on normal operating capacity.

(l) Property, plant and equipment

Land and buildings are shown at fair value, based on annual valuations by external independent valuers, plus post valuation additions and less subsequent depreciation and impairment for buildings. Any accumulated depreciation at the date of revaluation is eliminated against the gross carrying amount of the asset and the net amount is restated to the revalued amount of the asset. Increases in the carrying amounts arising on revaluation of land and buildings are generally recognised, net of tax, in other comprehensive income and accumulated in reserves in shareholders' equity. However, to the extent that the increase reverses a decrease previously recognised in profit or loss, the increase is first recognised in profit or loss. Decreases that reverse previous increases of the same asset are first recognised in other comprehensive income to the extent of the remaining surplus attributable to the asset; all other decreases are charged to profit or loss.

Plant and equipment is stated at historical cost less accumulated depreciation and impairment. Historical cost includes expenditure that is directly attributable to the acquisition of the items.

Depreciation is calculated on a straight-line basis to write off the net cost of each item of property, plant and equipment (excluding land) over their expected useful lives as follows:

Buildings	40 years
Plant & equipment	3-16 years
Office equipment	5 years
Motor vehicles	6 years

Leasehold improvements and plant and equipment under lease are depreciated over the unexpired period of the lease or the estimated useful life of the assets, whichever is shorter.

The residual values, useful lives and depreciation methods are reviewed, and adjusted if appropriate, at each reporting date.

An item of property, plant and equipment is derecognised upon disposal or when there is no future economic benefit to the consolidated entity. Gains and losses between the carrying amount and the disposal proceeds are taken to profit or loss. Any revaluation surplus reserve relating to the item disposed of is transferred directly to retained profits.

(i) Gains and losses

Gains and losses on disposal of an item of property plant and equipment are determined by comparing the proceeds from disposal with the carrying amount of property, plant and equipment and are recognised net within "other income" in the consolidated statement of profit or loss and other comprehensive income. When revalued assets are sold, the amounts included in the revaluation reserve are transferred to retained earnings.



Gold Corporation
Notes to the consolidated financial statements
30 June 2023
(continued)

2 Significant accounting policies (continued)

(l) Property, plant and equipment (continued)

(ii) Capitalisation and expensing of assets

Items of property, plant and equipment costing \$5,000 or more are recognised as assets and the cost of utilising assets is expensed (depreciated) over their useful lives. Items of property, plant and equipment costing less than \$5,000 are expensed direct to the consolidated statement of profit or loss and other comprehensive income (other than where they form part of a group of similar items which are significant in total).

(m) Impairment of non-financial assets

All non-financial assets are reviewed for impairment whenever events or changes in circumstances indicate that the carrying amount may not be recoverable. An impairment loss is recognised for the amount by which the asset's carrying amount exceeds its recoverable amount.

The recoverable amount is the higher of an asset's fair value less costs of disposal and value-in-use. The value-in-use is the present value of the estimated future cash flows relating to the asset using a pre-tax discount rate specific to the asset or cash-generating unit to which the asset belongs. Assets that do not have independent cash flows are grouped together to form a cash-generating unit.

(n) Intangible assets

Certain internal and external costs directly incurred in acquiring and developing software are capitalised where it is expected future economic benefits will be generated from the specifically identifiable intangible asset, the asset is controlled by the consolidated entity, and the costs can be reliably determined. Such intangible assets are amortised over their estimated useful life on a straight line basis, which for software currently in a location and condition capable of being operated in the manner intended by management is 3-5 years.

(o) Trade and other payables

These amounts represent liabilities for goods and services provided to the consolidated entity prior to the end of the financial year and which are unpaid, and customer deposits lodged in advance of allocation to future purchases. Due to their short-term nature they are measured at amortised cost and are not discounted. The amounts are unsecured. Trade payables are usually paid within 20 days of recognition.

(p) Provisions

(i) General

Provisions are recognised when the consolidated entity has a present (legal or constructive) obligation as a result of a past event, it is probable the consolidated entity will be required to settle the obligation, and a reliable estimate can be made of the amount of the obligation. The amount recognised as a provision is the best estimate of the consideration required to settle the present obligation at the reporting date, taking into account the risks and uncertainties surrounding the obligation. If the time value of money is material, provisions are discounted using a current pre-tax rate specific to the liability. The increase in the provision resulting from the passage of time is recognised as a finance cost.



Gold Corporation
Notes to the consolidated financial statements
30 June 2023
(continued)

2 Significant accounting policies (continued)

(p) Provisions (continued)

(ii) Decommissioning liability

The consolidated entity records a provision for decommissioning costs of its facility for the refining of precious metals. Decommissioning costs are provided for at the present value of expected costs to settle the obligation using estimated cash flows and are recognised as part of the cost of the relevant asset. The cash flows are discounted at a current pre-tax rate that reflects the risks specific to the decommissioning liability. The unwinding of the discount is expensed as incurred and recognised in the consolidated statement of profit or loss and other comprehensive income as a finance cost. The estimated future costs of decommissioning are reviewed annually and adjusted as appropriate. Changes in the estimated future costs, or in the discount rate applied, are added to or deducted from the cost of the asset.

(q) Employee benefits

(i) Wages and salaries and annual leave

The annual leave liability is recognised and measured at the present value of amounts expected to be paid when the liabilities are settled using the remuneration rate expected to apply at the time of settlement.

When assessing expected future payments consideration is given to expected future wage and salary levels including non-salary components such as employer superannuation contributions, as well as the experience of employee departures and periods of service. The expected future payments are discounted using market yields at the end of the reporting period on national government bonds with terms to maturity that match, as closely as possible, the estimated future cash outflows.

The provision for annual leave is classified as current liability as the consolidated entity does not have an unconditional right to defer settlement of the liability for at least 12 months after the end of the reporting year.

(ii) Long service leave

The liability for long service leave is recognised in current and non-current liabilities, depending on the unconditional right to defer settlement of the liability for at least 12 months after the reporting date. The liability is measured as the present value of expected future payments to be made in respect of services provided by employees up to the reporting date. Consideration is given to expected future wage and salary levels, experience of employee departures and periods of service. Expected future payments are discounted using market yields at the reporting date on corporate bonds with terms to maturity and currency that match, as closely as possible, the estimated future cash outflows.

(iii) Defined contribution plans

A defined contribution plan is a post-employment benefit plan under which an entity pays fixed contributions into a separate entity and will have no legal or constructive obligation to pay further amounts. Obligations for contributions to defined contribution plans are recognised as a personnel expense in the consolidated statement of profit or loss and other comprehensive income when they are due. Prepaid contributions are recognised as an asset to the extent that a cash refund or reduction in future payments is available.

(r) Issued capital

Ordinary shares are classified as equity. Incremental costs directly attributable to the issue of new shares or options are shown in equity as a deduction, net of tax, from the proceeds.



Gold Corporation
Notes to the consolidated financial statements
30 June 2023
(continued)

2 Significant accounting policies (continued)

(s) Dividends

Dividends are recognised when declared during the financial year.

(t) Leases

Leases are recognised as a right-of-use asset and a corresponding liability at the date at which the leased asset is available for use by the consolidated entity. Assets and liabilities arising from a lease are initially measured on a present value basis. Lease liabilities include the net present value of the following lease payments:

- fixed payments (including in-substance fixed payments), less any lease incentives receivable
- variable lease payments that are based on an index or a rate, initially measured using the index or rate as at the commencement date
- amounts expected to be payable by the consolidated entity under residual value guarantees
- the exercise price of a purchase option if the consolidated entity is reasonably certain to exercise that option, and
- payments of penalties for terminating the lease, if the lease term reflects the consolidated entity exercising that option.

Lease payments to be made under reasonably certain extension options are also included in the measurement of the liability.

The lease payments are discounted using the interest rate implicit in the lease. If that rate cannot be readily determined, which is generally the case for leases in the consolidated entity, the consolidated entity uses the incremental borrowing rate provided by Western Australian Treasury Corporation.

The consolidated entity is exposed to potential future increases in variable lease payments based on an index or rate, which are not included in the lease liability until they take effect. When adjustments to lease payments based on an index or rate take effect, the lease liability is reassessed and adjusted against the right-of-use asset.

Lease payments are allocated between principal and finance cost. The finance cost is charged to profit or loss over the lease period so as to produce a constant periodic rate of interest on the remaining balance of the liability for each period.

Right-of-use assets are measured at cost comprising the following:

- the amount of the initial measurement of lease liability
- any lease payments made at or before the commencement date less any lease incentives received
- any initial direct costs, and
- restoration costs.

Right-of-use assets are generally depreciated over the shorter of the asset's useful life and the lease term on a straight-line basis. If the consolidated entity is reasonably certain to exercise a purchase option, the right-of-use asset is depreciated over the underlying asset's useful life. While the consolidated entity revalues its land and buildings that are presented within property, plant and equipment, it has chosen not to do so for the right-of-use buildings held by the consolidated entity.

Payments associated with short-term leases of equipment and vehicles and all leases of low-value assets are recognised on a straight-line basis as an expense in profit or loss. Short-term leases are leases with a lease term of 12 months or less. Low-value assets primarily comprise IT equipment.



Gold Corporation
Notes to the consolidated financial statements
30 June 2023
(continued)

2 Significant accounting policies (continued)

(u) Precious metal borrowings

Precious metal borrowings, including unallocated precious metal owned by the consolidated entity's customers are brought to account at market prices ruling at reporting date.

(v) Goods and Services Tax (GST)

Revenues, expenses and assets are recognised net of the amount of associated GST, unless the GST incurred is not recoverable from the tax authority. In this case it is recognised as part of the cost of the acquisition of the asset or as part of the expense.

Receivables and payables are stated inclusive of the amount of GST receivable or payable. The net amount of GST recoverable from, or payable to, the tax authority is included in other receivables or other payables in the consolidated statement of financial position.

Applicable precious metal transactions are subject to the Reverse Charge regime. For such transactions, the GST is not paid to the supplier and is instead paid directly to the Australian Taxation Office.

Cash flows are presented on a gross basis. The GST components of cash flows arising from investing or financing activities which are recoverable from, or payable to the tax authority, are presented as operating cash flows.

Commitments and contingencies are disclosed net of the amount of GST recoverable from, or payable to, the tax authority.

(w) Principles of consolidation

(i) Subsidiaries

The consolidated financial statements incorporate the assets and liabilities of Gold Corporation ('company' or 'parent entity') and its subsidiaries as at 30 June 2023. Gold Corporation and its subsidiaries together are referred to in these financial statements as the 'consolidated entity'.

Subsidiaries are all those entities over which the consolidated entity has the power to govern the financial and operating policies, generally accompanying a shareholding of more than one-half of the voting rights. The effects of potential exercisable voting rights are considered when assessing whether control exists. Subsidiaries are fully consolidated from the date on which control is transferred to the consolidated entity. They are de-consolidated from the date that control ceases.

Special purpose entities ('SPEs') are those entities where the consolidated entity, in substance, controls the SPE so as to obtain the majority of benefits without having a majority ownership interest.

The consolidated financial statements have been prepared by combining the financial statements of Gold Corporation and all controlled entities in accordance with *AASB 10 Consolidated Financial Statements*.

Intercompany transactions, balances and unrealised gains on transactions between entities in the consolidated entity are eliminated. Accounting policies of subsidiaries and special purpose entities have been changed where necessary to ensure consistency with the policies adopted by the consolidated entity.



Gold Corporation
Notes to the consolidated financial statements
30 June 2023
(continued)

2 Significant accounting policies (continued)

(w) Principles of consolidation (continued)

(ii) Equity method

Under the equity method of accounting, investments in associates and joint ventures are initially recognised at cost and adjusted thereafter to recognise the consolidated entity's share of the post-acquisition profits or losses of the investee in profit or loss, and the consolidated entity's share of movements in other comprehensive income of the investee in other comprehensive income. Dividends received or receivable from associates and joint ventures are recognised as a reduction in the carrying amount of the investment.

Where the consolidated entity's share of losses in an equity-accounted investment equals or exceeds its interest in the entity, including any other unsecured long-term receivables, the consolidated entity does not recognise further losses, unless it has incurred obligations or made payments on behalf of the other entity.

During the year ended 30 June 2021, the consolidated entity acquired an equity interest in True Gold Consortium Pty Ltd for \$500. Since acquisition, the consolidated entity's share of losses made by True Gold Consortium Pty Ltd has exceeded the initial \$500 investment and as a result the carrying amount of the investment is now recognised at nil.

(x) Fair value measurement

The consolidated entity measures financial instruments, such as derivatives and certain non-financial assets, at fair value at each reporting date. Fair values of financial instruments measured at amortised cost are also disclosed in note 27.

Fair value is the price that would be received to sell an asset or paid to transfer a liability in an orderly transaction between market participants at the measurement date. The fair value measurement is based on the presumption that the transaction to sell the asset or transfer the liability takes place either;

- in the principal market for the asset or liability; or
- in the absence of a principal market, in the most advantageous market for the asset or liability.

The principal or the most advantageous market must be accessible to the consolidated entity. The fair value of an asset or a liability is measured using assumptions that market participants would use when pricing the asset or liability, assuming that market participants act in their economic best interest.

The consolidated entity uses valuation techniques that are appropriate in the circumstances and for which sufficient data is available to measure fair value, maximising the use of relevant observable inputs and minimising the use of unobservable inputs. For further details of the consolidated entity's valuation techniques refer to note 27.



Gold Corporation
Notes to the consolidated financial statements
30 June 2023
(continued)

3 Critical estimates, judgements and assumptions

The preparation of the financial statements requires management to make judgements, estimates and assumptions that affect the reported amounts in the financial statements. Management continually evaluates its judgements and estimates in relation to assets, liabilities, contingent liabilities, revenue and expenses. Management bases its judgements, estimates and assumptions on historical experience and on other various factors, including expectations of future events that management believes to be reasonable under the circumstances. The resulting accounting judgements and estimates may differ to the related actual results. The judgements, estimates and assumptions that have a significant risk of causing a material adjustment to the carrying amounts of assets and liabilities (refer to the respective notes) within the next financial year are discussed below.

(a) Provision for impairment of inventories

The provision for impairment of inventories assessment requires a degree of estimation and judgement. The level of the provision is assessed by taking into account the recent sales experience, the ageing of inventories and other factors that affect inventory obsolescence.

(b) Estimation of useful lives of assets

The consolidated entity determines the estimated useful lives and related depreciation and amortisation charges for its property, plant and equipment and finite life intangible assets. The useful lives could change significantly as a result of technical innovations or some other event. The depreciation and amortisation charge will increase where the useful lives are less than previously estimated lives, and technically obsolete or non-strategic assets that have been abandoned or sold will be written off or written down.

(c) Impairment of non-financial assets other than goodwill and other indefinite life intangible assets

The consolidated entity assesses impairment of non-financial assets at each reporting date by evaluating conditions specific to the consolidated entity and to the particular asset that may lead to impairment. If an impairment trigger exists, the recoverable amount of the asset is determined. This involves fair value less costs of disposal or value-in-use calculations, which incorporate a number of key estimates and assumptions.

(d) Provision for decommissioning

The consolidated entity has recognised a provision for decommissioning obligations associated with its refining facility. In determining the carrying amount of the provision, assumptions and estimates are made in relation to discount rates, the expected cost to dismantle and remove the facility from the site and the expected timing of those costs.

(e) Provision for battery site remediation

The consolidated entity has commenced an investigative program to determine the extent of work required on a number of State Battery sites vested within it. The consolidated entity has recognised a provision for costs associated with undertaking this investigative program, as well as the expected cost of any maintenance and remediation work that is likely to be immediately required as the program progresses (see note 18 for more detail). In determining the carrying amount of the provision, assumptions and estimates are made in relation to the expected cost to perform this work and the expected timing of those costs.



Gold Corporation
Notes to the consolidated financial statements
30 June 2023
(continued)

3 Critical estimates, judgements and assumptions (continued)

(f) Revaluation of property, plant and equipment

The consolidated entity measures land and buildings at revalued amounts with changes in fair value being recognised in the statement of profit or loss and other comprehensive income. Land and buildings are valued by reference to market-based evidence, using comparable prices adjusted for specific market factors such as nature, location and condition of the property. The key assumptions used to determine the fair value of the properties are provided in note 27.

4 Revenue from contracts with customers

The consolidated entity derives revenue from the sale of goods at a point in time and revenue from the provision of services and financing over time:

	2023	2022
	\$'000	\$'000
Revenue from contracts with customers		
Sale of goods	23,153,946	21,737,118
Provision of services	28,678	28,933
Finance revenue	3,279	2,430
Total Revenue	23,185,903	21,768,481

5 Revaluation increase/(decrease)

Increases in the carrying amounts arising on revaluation of land and buildings are generally recognised, net of tax, in other comprehensive income and accumulated in reserves in shareholders' equity. However, to the extent that the increase reverses a decrease previously recognised in profit or loss, the increase is first recognised in profit or loss. Decreases that reverse previous increases of the same asset are first recognised in other comprehensive income to the extent of the remaining surplus attributable to the asset; all other decreases are charged to profit or loss.

The following amounts were recognised in profit or loss related to revaluation increases and decreases in buildings:

	2023	2022
	\$'000	\$'000
Revaluation decrease in buildings (note 12(a))	(635)	(67)
Revaluation increase in buildings (note 12(a))	715	1,067
Net revaluation increase	80	1,000



Gold Corporation
Notes to the consolidated financial statements
30 June 2023
(continued)

6 Depreciation and amortisation expense

	2023	2022
	\$'000	\$'000
Depreciation and amortisation expense relates to the following specific assets:		
Leasehold buildings	1,857	1,620
Freehold buildings	834	711
Plant and equipment	4,127	4,327
Software	305	306
Right-of-use assets	1,486	1,373
Total depreciation and amortisation	8,609	8,337

7 Employee benefits expense

	2023	2022
	\$'000	\$'000
Wages and salaries (a)	64,325	51,657
Superannuation	6,032	4,687
Annual leave (b)	4,088	3,435
Long service leave (b)	1,068	731
Total employee benefits	75,513	60,510

(a) Includes the value of fringe benefits to the employee plus the fringe benefits tax component.

(b) Includes a superannuation contribution component.



Gold Corporation
Notes to the consolidated financial statements
30 June 2023
(continued)

8 Income tax expense

	2023	2022
	\$'000	\$'000
Income tax expense		
Current tax on profits for the year	16,594	14,434
Deferred tax - origination and reversal of temporary differences	(754)	(2,342)
Adjustments for current tax of prior periods	(254)	71
Adjustments for deferred tax of prior periods	254	(71)
Aggregate income tax expense	15,840	12,092
Numerical reconciliation of income tax expense and tax at statutory rate		
Profit before income tax expense	52,668	40,277
Tax at the Australian tax rate of 30.0%	15,800	12,083
Tax effect of amounts which are not deductible (taxable) in calculating taxable income:		
Other non-deductible items	40	9
Adjustments recognised for current tax of prior periods	(254)	71
Adjustments recognised for deferred tax of prior periods	254	(71)
Income tax expense	15,840	12,092
	2023	2022
	\$'000	\$'000
Amounts charged/(credited) directly to reserves		
Deferred tax assets/liabilities (note 14)	1,330	506

Gold Corporation
Notes to the consolidated financial statements
30 June 2023
(continued)

9 Current assets - cash and cash equivalents

	2023	2022
	\$'000	\$'000
Cash on hand	41	56
Cash at bank	41,283	191,981
Total cash and cash equivalents	41,324	192,037

(a) Classification of cash and cash equivalents

For the purposes of the consolidated statement of cash flows, cash includes cash on hand and at bank, short term deposits at call and commercial bills.

The consolidated entity's exposure to interest rate risk and sensitivity analysis for financial assets and liabilities is disclosed in note 26.

10 Current assets - trade and other receivables

	2023	2022
	\$'000	\$'000
Trade receivables	55,181	24,970
Expected credit loss	(1)	(1)
	<u>55,180</u>	<u>24,969</u>
Receivables and advances to customers at fair value (ii)	519,291	321,890
Other receivables	4,850	4,733
Total trade and other receivables	579,321	351,592

(i) Classification as trade receivables

Trade receivables are amounts due from customers for goods sold or services performed in the ordinary course of business. They are generally due for settlement within a period less than 30 days and therefore are all classified as current. Trade receivables are recognised initially at the amount of consideration that is unconditional unless they contain significant financing components, when they are recognised at fair value. The consolidated entity holds the trade receivables with the objective to collect the contractual cash flows and therefore measures them subsequently at amortised cost using the effective interest method.



Gold Corporation
Notes to the consolidated financial statements
30 June 2023
(continued)

10 Current assets - trade and other receivables (continued)

(ii) Receivables and advances to customers at fair value

Receivables and advances to customers at fair value contain advances made to mining customers on delivery of precious metal for refining. Mining customers may be contractually entitled to an advance payment (in ounces) on their metal account after the consolidated entity has taken physical possession of the underlying precious metal, but prior to the consolidated entity receiving title to that precious metal at outturn. In these instances, the ounce advance is recorded as a receivable until the inventory is recognised at outturn. These advances represented \$501,132,000 (2022: \$309,195,000) of the total balance.

The remainder of this balance represents amounts owing for metal (denominated in metal ounces) sold to and accepted by customers on deferred settlement terms. Within the contractual settlement window, the customer can choose when to settle the metal owing (in ounces), converted to currency at the ruling spot price. Whilst the consolidated entity holds this receivable with the objective to collect contractual cash flows, these contractual cash flows do not represent solely payments of principal and interest as defined within AASB 9 due to the underlying commodity price exposure, as the receivable is ounce denominated. As a result, these receivables are classified and measured at fair value through profit and loss.

The commodity price risk associated with these receivables is managed as outlined in note 26. The consolidated entity generally transfers the credit risk to third parties in such arrangements, except where Board approved credit limits that apply to certain customers are utilised from time to time. The consolidated entity earns finance revenue through providing these facilities to its customers.

(iii) Impairment and risk exposure

The consolidated entity's exposure to credit and currency risks and expected credit losses related to trade and other receivables is disclosed in note 26.

The consolidated entity trades only with recognised, creditworthy counterparties. The consolidated entity has policies in place to ensure that credit sales of products and services are made to customers with an appropriate credit history. In addition, receivable balances are monitored on an on-going basis with the result that the consolidated entity's exposure to bad debts is minimal. There are no significant concentrations of credit risk. The consolidated entity does not have any significant exposure to any individual customer or counterparty.

(iv) Impairment of trade receivables

The consolidated entity applies the AASB 9 simplified approach to measuring expected credit losses which uses a lifetime expected credit loss allowance for all trade receivables.

To measure the expected credit losses, trade receivables have been grouped based on shared credit risk characteristics which has been determined to be the division within which the sale originated. This in turn drives the nature of the credit risk associated with the customer and resulting financial asset.

Gold Corporation
Notes to the consolidated financial statements
30 June 2023
(continued)

10 Current assets - trade and other receivables (continued)

(iv) Impairment of trade receivables (continued)

The expected loss rates are based on the payment profiles of sales over the previous 36 months and the corresponding historical credit losses experienced within this period. Only sales made on credit have been considered relevant in this analysis which is a relatively low proportion of the consolidated entity's sales. The historical loss rates are adjusted to reflect current and forward looking information on macroeconomic factors affecting the ability of the customers to settle the receivables. The consolidated entity has identified the GDP rate of Australia to be the most relevant factor, and accordingly adjusts the historical loss rates based on expected changes in this factor.

The calculated loss rate is insignificant.

On that basis, the loss allowance as at 30 June 2023 and 30 June 2022 was determined to be as follows:

	2023	2022
	\$'000	\$'000
Gross receivables	55,181	24,970
Expected credit loss provision	(1)	(1)
	55,180	24,969

The closing loss allowances for trade receivables and contract assets reconcile to the opening loss allowances as follows:

	2023	2022
	\$'000	\$'000
Opening balance	1	1
Closing balance	1	1

Trade receivables and contract assets are written off when there is no reasonable expectation of recovery. Indicators that there is no reasonable expectation of recovery include, amongst others, the failure of a debtor to engage in a repayment plan with the consolidated group, and a failure to make contractual payments for a significant period of time.

(v) Past due but not impaired

Customers with balances past due but without provision for impairment of trade receivables amount to \$302,000 as at 30 June 2023 (30 June 2022: \$1,054,000).

The consolidated entity does not consider there to be a credit risk on the aggregate balances after reviewing credit terms of customers based on recent collection practices.

The ageing of the past due but not impaired trade receivables is as follows:



Gold Corporation
Notes to the consolidated financial statements
30 June 2023
(continued)

10 Current assets - trade and other receivables (continued)

(v) Past due but not impaired (continued)

	2023	2022
	\$'000	\$'000
0 to 3 months overdue	261	677
Over 3 months overdue	41	377
Total past due but not impaired	302	1,054

11 Current assets - inventories

	2023	2022
	\$'000	\$'000
Precious metal - at fair value	7,023,426	6,456,699
Finished goods - at lower of cost and net realisable value	13,517	11,121
Work in progress - at cost	2,101	1,866
Consumables - at lower of cost and net realisable value	4,921	4,969
Total inventories	7,043,965	6,474,655

The fair value of precious metal inventories is determined with reference to actively traded market prices and does not involve the use of estimation techniques.

A loss of \$396,000 was recognised in 2023 for inventories carried at net realisable value (2022: gain of \$558,000). This amount is recognised in cost of sales.

Gold Corporation
Notes to the consolidated financial statements
30 June 2023
(continued)

12 Non-current assets - property, plant and equipment

	2023	2022
	\$'000	\$'000
Land - at independent valuation	15,800	14,490
Buildings - at independent valuation	47,723	46,946
Decommissioning asset	4,309	5,358
Plant and equipment - at cost	82,094	78,609
Less: accumulated depreciation and impairment	(58,587)	(55,209)
Assets under construction	16,402	8,982
Total property, plant and equipment	107,741	99,176

(a) Valuations of land and buildings

The Board resolved to adopt Landgate's valuation of the Western Australian Mint's properties at 292, 300 and 310 Hay Street, East Perth and Horrie Miller Drive, Perth Airport. Some of these properties are heritage listed and are therefore subject to certain restrictions. The land and buildings were revalued as at 1 July 2022 in accordance with Landgate's valuation as at that date. The fair value of all land and buildings was determined by reference to current use value for the land and depreciated replacement value for the buildings. The reconciliation of revaluation movements is presented in Note 12(b) below.

Information on fair value measurements is provided at note 27.

(b) Reconciliation

Reconciliations of the written down values at the beginning and end of the current and previous financial year are set out below:



Gold Corporation
Notes to the consolidated financial statements
30 June 2023
(continued)

12 Non-current assets - property, plant and equipment (continued)

(b) Reconciliation (continued)

	Leasehold buildings \$'000	Freehold land \$'000	Freehold buildings \$'000	Plant and equipment \$'000	Assets under construction \$'000	Total \$'000
Year ended 30 June 2022						
Opening net book amount	25,733	13,800	25,860	24,455	4,421	94,269
Additions	-	-	-	-	7,833	7,833
Revaluation surplus (through profit or loss)	-	-	1,067	-	-	1,067
Revaluation surplus (through other comprehensive income)	-	690	1,205	-	-	1,895
Revaluation decrement (through profit or loss)	(58)	-	(9)	-	-	(67)
Revaluation decrement (through other comprehensive income)	(139)	-	-	-	-	(139)
Depreciation charge	(1,620)	-	(711)	(4,327)	-	(6,658)
Transfers	-	-	-	3,272	(3,272)	-
Remeasurement of decommissioning provision	976	-	-	-	-	976
Balance at 30 June 2022	24,892	14,490	27,412	23,400	8,982	99,176
Year ended 30 June 2023						
Opening net book amount	24,892	14,490	27,412	23,400	8,982	99,176
Additions	-	-	-	-	11,382	11,382
Revaluation surplus (through profit or loss)	-	-	715	-	-	715
Revaluation surplus (through other comprehensive income)	-	1,310	2,750	-	-	4,060
Revaluation decrement (through profit or loss)	(624)	-	(11)	-	-	(635)
Revaluation decrement (through other comprehensive income)	(30)	-	-	-	-	(30)
Depreciation charge	(1,857)	-	(834)	(4,127)	-	(6,818)
Transfers	230	-	53	4,234	(3,962)	555
Remeasurement of decommissioning provision	(664)	-	-	-	-	(664)
Balance at 30 June 2023	21,947	15,800	30,085	23,507	16,402	107,741

Gold Corporation
Notes to the consolidated financial statements
30 June 2023
(continued)

13 Non-current assets - intangible assets

	2023	2022
	\$'000	\$'000
Software - at cost	2,501	2,234
Less: accumulated amortisation	(1,861)	(981)
Total intangible assets	640	1,253

The consolidated entity held no goodwill or intangible assets with an indefinite useful life during the reporting period.

(i) Reconciliation

Reconciliations of the written down values at the beginning and end of the current and previous financial year are set out below:

	Assets under construction	Computer software	Total
	\$'000	\$'000	\$'000
Year ended 30 June 2022			
Opening net book amount	223	728	951
Additions	608	-	608
Amortisation expense	-	(306)	(306)
Transfers	(255)	255	-
Balance as at 30 June 2022	576	677	1,253
Year ended 30 June 2023			
Opening net book amount	576	677	1,253
Additions	247	-	247
Amortisation expense	-	(305)	(305)
Transfers	(823)	268	(555)
Balance as at 30 June 2023	-	640	640



Gold Corporation
Notes to the consolidated financial statements
30 June 2023
(continued)

14 Non-current assets - deferred tax

	2023	2022
	\$'000	\$'000
Deferred tax asset comprises temporary differences attributable to:		
Deferred tax assets		
Employee benefits	2,767	2,252
Inventories	369	273
Other payables and provisions	4,276	1,986
Decommissioning provision	2,543	2,646
Intangible assets	7,961	10,497
Right-of-use assets	1,323	1,225
Total deferred tax assets	19,239	18,879
Deferred tax liabilities		
Decommissioning asset	1,293	1,608
Property, plant and equipment	5,395	4,022
Other	101	(31)
Total deferred tax liabilities	6,789	5,599
Net deferred tax assets	12,450	13,280
Movements:		
Opening balance	13,280	11,373
Charged to the profit or loss (note 8)	500	2,413
Credited to reserves (note 8)	(1,330)	(506)
Closing balance	12,450	13,280

Gold Corporation
Notes to the consolidated financial statements
30 June 2023
(continued)

15 Current liabilities - trade and other payables

	2023	2022
	\$'000	\$'000
Trade payables	162,549	158,528
Other payables and accrued expenses	18,079	12,823
Total trade and other payables	180,628	171,351

Refer to note 26 for further information on financial instruments.

16 Current liabilities - precious metal borrowings - interest bearing

	2023	2022
	\$'000	\$'000
Precious metal borrowings - interest bearing	1,821,379	1,536,488

These borrowings represent precious metal leases (in ounces) from banks. The commodity price risk associated with these borrowings is managed as outlined in note 26. Precious metal borrowings and customer owned precious metal are guaranteed by the Government of Western Australia under subsection 22(1) of the *Gold Corporation Act 1987 (WA)*.

17 Current liabilities - employee benefits

	2023	2022
	\$'000	\$'000
Annual leave	4,810	3,782
Long service leave	3,442	2,963
Purchased leave	2	10
Employment on-costs	540	435
Total employee benefits	8,794	7,190

Annual leave liabilities and long service leave have been classified as current where there is no unconditional right to defer settlement for at least 12 months after the end of the reporting period.



Gold Corporation
Notes to the consolidated financial statements
30 June 2023
(continued)

18 Current liabilities - provisions

	2023	2022
	\$'000	\$'000
Employee incentive provision	5,133	4,308
Battery site remediation provision	4,456	-
Other provisions	-	103
Total provisions	9,589	4,411

(a) Movement in provisions

Movements in each class of provision during the current financial year, other than employee benefits, are set out below:

	Battery site remediation \$'000	Other provisions \$'000	Total \$'000
Year ended 30 June 2022			
Carrying amount at the start of the year	-	183	183
Payments	-	(80)	(80)
Total	-	103	103
Year ended 30 June 2023			
Carrying amount at the start of the year	-	103	103
Additional provisions recognised	4,456	-	4,456
Payments	-	(103)	(103)
Total	4,456	-	4,456

Other provisions relate primarily to provisions for electrical work that are required in some of the consolidated entity's facilities.

(b) Employee incentive plans

The consolidated entity's general incentive plan was approved by the Board in 2015 and is designed to motivate all staff to strive towards the consolidated entity achieving an acceptable return on equity. If the target for any year is exceeded, then a certain proportion of the amount by which the profit exceeds target is available for distribution to employees. All employees were eligible for payments under the terms of the scheme, however from the 2023 financial year key management personnel have been excluded from the scheme.



Gold Corporation
Notes to the consolidated financial statements
30 June 2023
(continued)

18 Current liabilities - provisions (continued)

(b) Employee incentive plans (continued)

There are upper limits on payments to employees and an upper limit to the total amount which can be paid out. The total amount to be paid out in any year must be approved by the Board at its discretion.

In the 2023 financial year the consolidated entity did exceed its return on equity target, so employees will be eligible for incentive payments.

(c) Battery site remediation provision

Gold Corporation has a number of State Battery sites vested within its subsidiary the Western Australian Mint. The sites have been classified as "Possibly Contaminated Investigation Required" in accordance with the *Contaminated Sites Act 2003*. The ongoing management of these sites has been undertaken by the consolidated entity with any significant expenditure historically being funded by other government agencies.

While it is not yet practicable to estimate the total potential financial effects of the remediation of these sites, the consolidated entity has commenced an investigative program to determine the extent of work required. The provision relates to costs expected to be incurred in undertaking this investigative program, as well as the expected cost of any maintenance and remediation work that is likely to be immediately required as the program progresses.

The non-current portion of this provision is disclosed in note 20.

19 Current liabilities - precious metal borrowings - non-interest bearing

	2023	2022
	\$'000	\$'000
Precious metal borrowings - non-interest bearing	5,533,570	5,228,459

(a) Security for borrowings

These borrowings represent precious metal obligations (in ounces) to customers. The consolidated entity always maintains sufficient precious metal inventory (note 11) to back these obligations. The commodity price risk associated with these borrowings is managed as outlined in note 26. Precious metal borrowings and customer owned precious metal are guaranteed by the Government of Western Australia under subsection 22(1) of the *Gold Corporation Act 1987* (WA).



Gold Corporation
Notes to the consolidated financial statements
30 June 2023
(continued)

20 Non-current liabilities - provisions

	2023	2022
	\$'000	\$'000
Decommissioning provision	8,478	8,819
Battery site remediation provision	2,484	-
Employee incentive provision	301	-
	11,263	8,819

(a) Movements in provisions

Movements in provisions during the financial year other than employee benefits are set out below:

	Battery site remediation	Decom- missioning	Total
	\$'000	\$'000	\$'000
Year ended 30 June 2022			
Opening balance	-	7,728	7,728
Unwinding of discount	-	115	115
Remeasurement	-	976	976
Balance as at 30 June 2022	-	8,819	8,819
Year ended 30 June 2023			
Opening balance	-	8,819	8,819
Additional provisions recognised	2,484	-	2,484
Unwinding of discount	-	323	323
Remeasurement	-	(664)	(664)
Balance as at 30 June 2023	2,484	8,478	10,962

(b) Decommissioning provision

The decommissioning provision relates to decommissioning costs associated with the consolidated entity's refining facility. The consolidated entity has an obligation to decommission the site upon the expiry of the lease of the land on which the facility is built if requested by the lessor.



Gold Corporation
Notes to the consolidated financial statements
30 June 2023
(continued)

20 Non-current liabilities - provisions (continued)

(c) Battery site remediation provision

This relates to the non-current portion of the battery site remediation provision disclosed in note 18.

21 Non-current liabilities - employee benefits

	2023	2022
	\$'000	\$'000
Long service leave	402	307
Employment on-costs	26	20
Total employee benefits	428	327

(a) Superannuation commitments

The consolidated entity contributes to a superannuation fund, the IOOF Employer Super, which is operated and administrated by IOOF Investment Management Limited.

All employees of the consolidated entity are entitled to join the fund. Trustee, funds management and administration services are provided by IOOF Investment Management Ltd. The IOOF Employer Superannuation Fund provides benefits on retirement, total and permanent disability or death. The consolidated entity contributes to the fund at rates based on the salary of each member employee.

All the consolidated entity's employees can request that contributions be made to a fund of their own choice, rather than the IOOF Employee Superannuation Fund, in accordance with legislation.

Employees of the Western Australian Mint who made the election prior to December 1996 are entitled to contributory membership of the Western Australian Government Employees Superannuation Fund (Gold State Super). Such employees contribute to that Fund at specified percentages of their wages. The Western Australian Mint contributes to the Fund at rates set by Government Employee's Superannuation Board.

Employees who do not wish to, or who are ineligible to join Gold State Super are entitled to non-contributory membership of West State Super or Government Employee Superannuation Board (GESB). Members also have the option of choice of fund and to make personal contributions.



Gold Corporation
Notes to the consolidated financial statements
30 June 2023
(continued)

22 Equity - issued capital

	2023 Shares	2022 Shares	2023 \$'000	2022 \$'000
Fully paid	31,602,582	31,602,582	31,603	31,603

(a) Ordinary shares

Ordinary shares entitle the holder to participate in dividends.

(b) Capital risk management

The consolidated entity's objectives when managing capital are to safeguard its ability to continue as a going concern, so that it can provide returns for shareholders and benefits for other stakeholders and to maintain an optimum capital structure to reduce the cost of capital.

The Board's policy is to maintain an adequate capital base so as to sustain the future development of the business. The Board of Directors monitors the return on capital, which the consolidated entity defines as net operating income divided by total shareholders' equity. The level of dividends payable is determined in accordance with government policy.

The consolidated entity's target was to achieve a return on equity of 12.0% before Income Tax equivalent. During the year ended 30 June 2023 the return was 24.5% (2022 23.0%).

Neither the consolidated entity nor any of its subsidiaries are subject to externally imposed capital requirements.



Gold Corporation
Notes to the consolidated financial statements
30 June 2023
(continued)

23 Equity - reserves

	2023	2022
	\$'000	\$'000
Asset revaluation (a)	19,406	16,585
Cash flow hedges	233	(49)
	19,639	16,536

(a) Asset revaluation

The reserve is used to recognise increments and decrements in the fair value of land and buildings.

24 Equity - dividend

In accordance with subsection 21(4) of the *Gold Corporation Act 1987* (WA), the Board recommended to the Treasurer that an amount of \$27,620,000 (2022: nil) be paid as dividend for the financial year ended 30 June 2023. In accordance with Government policy, the consolidated entity retained its dividend payments of \$29,438,000 in respect of the year ended 30 June 2021 and \$21,139,000 in respect of the year ended 30 June 2022 to instead contribute to funding approved infrastructure investment. The unspent funds remain quarantined by the consolidated entity.

25 Leases

This note provides information for leases where the consolidated entity is a lessee.

(a) Assets and liabilities recognised relating to leases

The consolidated entity recognised the following amounts relating to leases:



Gold Corporation
Notes to the consolidated financial statements
30 June 2023
(continued)

25 Leases (continued)

(a) Assets and liabilities recognised relating to leases (continued)

	2023	2022
	\$'000	\$'000
Right-of-use assets		
Land	13,608	14,661
Buildings	1,530	1,543
Others	14	21
	15,152	16,225
Lease liabilities		
Current	1,675	1,586
Non-current	17,886	18,722
	19,561	20,308

Additions to the right-of-use assets during the 2023 financial year were \$413,000 (2022: \$1,239,000).

The consolidated entity's leases related to land, storage facilities, and equipment. The terms of these are various, with the maximum term being until May 2036.

(b) Amounts recognised in the statement of profit or loss

The statement of profit or loss shows the following amounts relating to leases:

	2023	2022
	\$'000	\$'000
Depreciation charge for right-of-use assets		
Land	1,053	1,053
Buildings	429	269
Other	4	51
	1,486	1,373
Interest expense (included in finance cost)	601	615
Expense relating to leases of low-value assets that are not shown above as short-term leases (included in materials and services)	134	240

The total cash outflow for leases in 2023 was \$1,907,000 (2022: \$1,839,000).



Gold Corporation
Notes to the consolidated financial statements
30 June 2023
(continued)

26 Financial risk management

(a) Financial risk management objectives

The consolidated entity has exposure to the following risks:

- market risk
- credit risk
- liquidity risk

This note presents information about the consolidated entity's exposure to each of the above risks, its objectives, policies and processes for measuring and managing risk, and the management of capital. Further quantitative disclosures are included throughout the financial report.

The Board of Directors has overall responsibility for the establishment and oversight of the risk management framework. The Board has established the Audit & Risk Management Committee, which is responsible for reviewing and monitoring risk management policies and making recommendations to the Board of Directors in relation to changes that may be considered necessary from time to time. The Committee reports regularly to the Board of Directors on its activities.

Risk management policies are established to identify and analyse the risks faced by the consolidated entity, to set appropriate risk limits and controls, and to monitor risks and adherence to limits. Risk management policies and systems are reviewed regularly to reflect changes in market conditions and regulatory requirements.

The consolidated entity, through its training and risk management standards and procedures, aims to develop a disciplined and constructive control environment in which all employees understand their roles and obligations. The primary risk management document is the Prudential Management Policy which describes the risks the consolidated entity is exposed to, how those risks are to be managed and within what parameters exposure to risks can be taken.

The consolidated entity's Audit & Risk Management Committee oversees how management monitors compliance with the consolidated entity's risk management policies and procedures, and reviews the adequacy and effectiveness of the risk management framework in relation to the risks faced by the consolidated entity. The consolidated entity's Audit & Risk Management Committee is assisted in its oversight role by Internal Audit. Internal Audit undertakes both regular and ad hoc reviews of risk management controls and procedures, the results of which are reported to the consolidated entity's Audit & Risk Management Committee.

(b) Market risk

Market risk is the risk that changes in market prices, such as foreign exchange rates, interest rates, commodity prices and equity prices, will affect the consolidated entity's income or the value of its holding of financial instruments. The objective of market risk management is to manage and control market risk exposures within acceptable parameters, while optimising the return.

The Prudential Management Policy determines what instruments can be used to manage market risk. These include spot deferred and forward transactions, options and currency swaps, all within pre-determined limits.



Gold Corporation
Notes to the consolidated financial statements
30 June 2023
(continued)

26 Financial risk management (continued)

(b) Market risk (continued)

(i) Currency risk

The consolidated entity is exposed to currency risk on sales and purchases that are denominated in a currency other than the respective functional currency of the entities within the consolidated entity, the Australian dollar.

In respect of other monetary assets and liabilities denominated in foreign currencies, the consolidated entity ensures that its net exposure is kept to an acceptable level by buying or selling foreign currencies at spot rates when necessary to address short-term imbalances. The average exchange rates and reporting date exchange rates applied were as follows:

	Average exchange rates		Reporting date exchange rates	
	2023	2022	2023	2022
Australian dollars				
USD	0.6734	0.7258	0.6652	0.6903
EUR	0.6439	0.6440	0.6094	0.6626
JPY	92.4880	85.1057	96.1538	93.8086
GBP	0.5597	0.5455	0.5239	0.5676
CNH	4.6826	4.6849	4.8358	4.6224
NZD	1.0928	1.0666	1.0874	1.1060
CAD	0.8911	0.9184	0.8803	0.8899

The carrying amount of the consolidated entity's foreign currency denominated financial assets and financial liabilities at the reporting date was as follows:

	Assets		Liabilities	
	2023 \$'000	2022 \$'000	2023 \$'000	2022 \$'000
USD	140,443	115,528	(140,738)	(118,806)
EUR	5,424	2,077	(262)	(186)
JPY	1	22	(1)	-
CNH	332	348	(331)	(346)
NZD	230	206	(194)	(191)
GBP	102	103	(83)	(1)
CAD	38	13	-	-
	146,570	118,297	(141,609)	(119,530)



Gold Corporation
Notes to the consolidated financial statements
30 June 2023
(continued)

26 Financial risk management (continued)

(b) Market risk (continued)

(i) Currency risk (continued)

The consolidated entity is exposed to foreign currency risk on sales and purchases in currencies other than Australian dollars. The currency giving rise to this risk is primarily the US dollar. Foreign currency risk on future sales and purchases are generally not hedged, except for purchases of certain capital items. The consolidated entity may use forward exchange contracts to hedge such purchases.

Based on the consolidated entity's foreign currency denominated financial assets and financial liabilities at the reporting date, a strengthening/weakening of the Australian dollar against other currencies at 30 June would have increased/(decreased) equity and profit or loss by the amounts shown below. This analysis assumes that all other variables, in particular interest rates, remain constant. This analysis is performed on the same basis for 2022.

Year ended 30 June 2023	% change	AUD strengthened		% change	AUD weakened	
		Effect on profit before tax \$'000	Effect on other equity \$'000		Effect on profit before tax \$'000	Effect on other equity \$'000
USD	10%	27	-	10%	(33)	-
EUR	10%	(10)	459	10%	13	(561)
JPY	10%	-	-	10%	-	-
CNH	10%	-	-	10%	-	-
NZD	10%	(3)	-	10%	4	-
GBP	10%	(2)	-	10%	2	-
CAD	10%	(3)	-	10%	4	-
		9	459		(10)	(561)

Year ended 30 June 2022	% change	AUD strengthened		% change	AUD weakened	
		Effect on profit before tax \$'000	Effect on other equity \$'000		Effect on profit before tax \$'000	Effect on other equity \$'000
USD	10%	298	-	10%	(364)	-
EUR	10%	(70)	102	10%	86	(124)
JPY	10%	(2)	-	10%	2	-
CNH	10%	-	-	10%	-	-
NZD	10%	(1)	-	10%	2	-
GBP	10%	(9)	-	10%	11	-
CAD	10%	(1)	-	10%	1	-
		215	102		(262)	(124)



Gold Corporation
Notes to the consolidated financial statements
30 June 2023
(continued)

26 Financial risk management (continued)

(b) Market risk (continued)

(ii) Metal price risk

The consolidated entity does not enter into commodity (precious metals) contracts other than to meet the consolidated entity's expected purchase and sale requirements, and then only on a back to back basis so as to eliminate the risk of movements in precious metal prices. The consolidated entity has a policy of minimising its long or short precious metal positions by matching precious metal leases and unallocated precious metal owing to the consolidated entity's customers with its working inventories, and other assets with an underlying metal price exposure. The net long or short position held at any time, and therefore exposed to metal price risk, is required to be within Board approved limits that minimises the exposure to potential adverse market movement and therefore loss.

The consolidated entity's precious metal price risk exposure at the reporting date was as follows:

	2023	2022
	\$'000	\$'000
Precious metal denominated assets		
Precious metal inventory (note 11)	7,023,426	6,456,699
Receivables and advances to customers at fair value (note 10)	519,291	321,890
Total precious metal denominated assets	<u>7,542,717</u>	<u>6,778,589</u>
Precious metal denominated liabilities		
Precious metal borrowings – non-interest bearing (note 19)	(5,533,570)	(5,228,459)
Precious metal borrowings – interest bearing (note 16)	(1,821,379)	(1,536,488)
Total precious metal denominated liabilities	<u>(7,354,949)</u>	<u>(6,764,947)</u>
Net precious metal denominated assets		
Other price exposures (see below)	<u>(179,819)</u>	<u>(11,065)</u>
Total precious metal price exposure	<u>7,949</u>	<u>2,577</u>

The 'other price exposures' are primarily related to open precious metal transactions where the trade to buy or sell has been committed, but the trade has yet to be settled and therefore the underlying precious metal inventory has not been recognised or derecognised respectively. These transactions give rise to a theoretical price exposure as soon as they are committed and therefore must be included in any analysis of price exposure.

Gold Corporation
Notes to the consolidated financial statements
30 June 2023
(continued)

26 Financial risk management (continued)

(b) Market risk (continued)

(iii) Interest rate risk

	2023		2022	
	Weighted average interest rate %	Balance \$'000	Weighted average interest rate %	Balance \$'000
Cash at bank	2.5%	41,283	0.1%	191,981
Net exposure to interest rate risk		41,283		191,981

The consolidated entity's exposure to interest rate risk and the effective weighted average interest rate for each class of financial assets and interest rate bearing liabilities are set out above. No interest rate hedging has been entered into during the period.

Cash flow sensitivity analysis for variable rate instruments

A change of 50 basis points in interest rates at the reporting date would have increased/(decreased) equity and profit or loss by the amount shown below. This analysis assumes that all other variables, in particular foreign currency rates, remain constant. This analysis is performed on the same basis for 2022.

	Impact on pre-tax profit		Impact on other components of equity	
	2023 \$'000	2022 \$'000	2023 \$'000	2022 \$'000
Interest rates - increase by 50 basis points (50 bps)	206	960	-	-
Interest rates - decrease by 50 basis points (50 bps)	(206)	(960)	-	-

(v) Price risk

The consolidated entity is not exposed to any significant non-metal price risk. The risk of exposure to metal prices is discussed in part (b)(ii) of this note.



Gold Corporation
Notes to the consolidated financial statements
30 June 2023
(continued)

26 Financial risk management (continued)

(c) Credit risk

Credit risk is the risk of financial loss to the consolidated entity if a customer or counterparty to a financial instrument fails to meet its contractual obligations, and arises principally from the consolidated entity's receivables from customers, and investment securities. The consolidated entity's exposure to credit risk can occur through the provision of trade credit (both within Australia and internationally), the provision of consignment stock facilities and the provision of bullion trading and settlement facilities. The Prudential Management Policy determines the levels of credit exposure the consolidated entity can take to various categories of customers and counterparties.

The consolidated entity has two types of financial assets that are subject to AASB 9's expect credit loss model:

- trade receivables arising from the provision of goods and services to customers; and
- cash and cash equivalents.

(i) Trade and other receivables

The consolidated entity's exposure to credit risk is influenced mainly by the individual financial characteristics of each customer. The demographics of the consolidated entity's customer base, including the default risk of the industry and country in which customers operate, has less of an influence on credit risk. No significant percentage of the consolidated entity's trade receivables are attributable to a single customer. Key geographical exposures to trade and other receivables are discussed further later in this note.

The Board of Directors has approved a credit policy under which each new customer is analysed individually for creditworthiness before the consolidated entity's standard payment and delivery terms and conditions are offered. The review includes external ratings, when available, and in some cases bank references. Credit and settlement limits are established for each customer, which represent the maximum open amount without requiring approval from the Board of Directors; these limits are reviewed annually. Customers that fail to meet the consolidated entity's benchmark creditworthiness may transact with the consolidated entity only on a prepayment basis or against the provision of acceptable security such as letters of credit, bank guarantees and other forms of payment guarantees.

The majority of trade receivables customers have been transacting with the consolidated entity for a number of years, and losses have rarely occurred. The consolidated entity's trade receivables relate mainly to wholesale customers and customers that are graded as "high risk" are placed on a restricted customer list, whereby future sales are made on a prepayment basis.

Receivables and advances to customers at fair value contains amounts owing from customers who have been delivered and have accepted metal on deferred settlement terms, in accordance with the consolidated entity's Prudential Management Policies, all whom have settlement durations of less than one year from origination; and advance payments made to producers and other third parties for metal yet to be returned by the consolidated entity.

Gold Corporation
Notes to the consolidated financial statements
30 June 2023
(continued)

26 Financial risk management (continued)

(c) Credit risk (continued)

(i) Trade and other receivables (continued)

The consolidated entity applies the AASB 9 simplified approach to measuring expected credit losses which uses a lifetime expected loss allowance for all trade receivables. To measure the expected credit losses, trade receivables have been grouped based on shared credit risk characteristics. The expected loss rates are based on the payment profiles of sales over the previous 36 months and the corresponding historical credit losses experienced within this period. The historical loss rates are adjusted to reflect current and forward looking information on macroeconomic factors affecting the ability of the customers to settle the receivables.

Goods are sold subject to retention of title clauses, so that in the event of non-payment the consolidated entity may have a secured claim. The consolidated entity may require collateral in respect of trade and other receivables.

The maximum exposure to credit risk for trade receivables at the reporting date by type of customer was:

	2023	2022
	\$'000	\$'000
Wholesale customers	55,181	24,970

The carrying amount of financial assets represents the maximum credit exposure. The maximum exposure to credit risk at the reporting date was:

	2023	2022
	\$'000	\$'000
Trade and other receivables	579,321	351,592
Cash and cash equivalents	41,324	192,037
	620,645	543,629

Trade and other receivables includes receivables and advances to customers at fair value. The consolidated entity has established practices for managing its exposures to credit risk arising from counter-parties, which have been outlined in note 10.

(ii) Guarantees

The consolidated entity does not provide financial guarantees.



Gold Corporation
Notes to the consolidated financial statements
30 June 2023
(continued)

26 Financial risk management (continued)

(d) Liquidity risk

Prudent liquidity risk management requires the consolidated entity to maintain sufficient liquid assets (mainly cash and cash equivalents) and available borrowing facilities to be able to pay debts as and when they become due and payable.

The consolidated entity manages liquidity risk by maintaining adequate cash reserves and available borrowing facilities by continuously monitoring actual and forecast cash flows and matching the maturity profiles of financial assets and liabilities.

(i) Remaining contractual maturities

The following tables detail the consolidated entity's remaining contractual maturity for its financial instrument liabilities. The tables have been drawn up based on the undiscounted cash flows of financial liabilities based on the earliest date on which the financial liabilities are required to be paid. The tables include both interest and principal cash flows disclosed as remaining contractual maturities and therefore these totals may differ from their carrying amount in the consolidated statement of financial position.

	1 year or less \$'000	Between 1 and 2 years \$'000	Between 2 and 5 years \$'000	Over 5 years \$'000	Remaining contractual maturities \$'000
At 30 June 2022					
Non-derivatives					
Trade payables	(158,528)	-	-	-	(158,528)
Precious metal borrowings - interest bearing	(1,536,488)	-	-	-	(1,536,488)
Precious metal borrowings - non-interest bearing	(5,228,459)	-	-	-	(5,228,459)
Total non-derivatives	(6,923,475)	-	-	-	(6,923,475)
Derivatives					
Trading derivatives	(542)	-	-	-	(542)
Total derivatives	(542)	-	-	-	(542)

Gold Corporation
Notes to the consolidated financial statements
30 June 2023
(continued)

26 Financial risk management (continued)

(d) Liquidity risk (continued)

(i) Remaining contractual maturities (continued)

At 30 June 2023	1 year or less \$'000	Between 1 and 2 years \$'000	Between 2 and 5 years \$'000	Over 5 years \$'000	Remaining contractual maturities \$'000
Non-derivatives					
Trade payables	(162,549)	-	-	-	(162,549)
Precious metal borrowings - interest bearing	(1,821,379)	-	-	-	(1,821,379)
Precious metal borrowings - non-interest bearing	(5,533,570)	-	-	-	(5,533,570)
Total non-derivatives	(7,517,498)	-	-	-	(7,517,498)
Derivatives					
Trading derivatives	(2,384)	-	-	-	(2,384)
Total derivatives	(2,384)	-	-	-	(2,384)

The cash flows in the maturity analysis above are not expected to occur significantly earlier than contractually disclosed above.

In the case of precious metal borrowings - interest bearing, the consolidated entity's contractual obligation is to return precious metal ounces (which are fungible) to the counterparty. The "lease rate" for borrowing those ounces is payable at maturity in cash.

Precious metal borrowings - non interest bearing are similarly denominated in precious metal ounces and primarily relate to Perth Mint Depository customer ounces. Those ounces could be called on at demand and are therefore classified as current liabilities and "repayable" in the earliest time band disclosed. It is not expected that all of these ounces will be called in less than twelve months and depository holders may retain ounces in an account for many years.

27 Fair value measurement

The following tables detail the consolidated entity's fair values of assets and liabilities measured and recognised at their fair value categorised by the following levels:

Level 1: Quoted market prices (unadjusted) in active markets for identical assets or liabilities

Level 2: Inputs other than quoted prices included within level 1 that are observable for the asset or liability, either directly (as prices) or indirectly (derived from prices)

Level 3: Inputs for the asset or liability that are not based on observable market data (unobservable inputs)



Gold Corporation
Notes to the consolidated financial statements
30 June 2023
(continued)

27 Fair value measurement (continued)

At 30 June 2022	Level 1 \$'000	Level 2 \$'000	Level 3 \$'000	Total \$'000
Assets				
Receivables and advances to customers at fair value	-	321,890	-	321,890
Precious metal inventory	6,456,699	-	-	6,456,699
Buildings	-	-	52,304	52,304
Land	-	-	14,490	14,490
Total assets	6,456,699	321,890	66,794	6,845,383
Liabilities				
Precious metal borrowings - interest bearing	1,536,488	-	-	1,536,488
Precious metal borrowings - non-interest bearing	5,228,459	-	-	5,228,459
Total liabilities	6,764,947	-	-	6,764,947
At 30 June 2023				
Assets				
Receivables and advances to customers at fair value	-	519,291	-	519,291
Precious metal inventory	7,023,426	-	-	7,023,426
Buildings	-	-	52,032	52,032
Land	-	-	15,800	15,800
Total assets	7,023,426	519,291	67,832	7,610,549
Liabilities				
Precious metal borrowings - interest bearing	1,821,379	-	-	1,821,379
Precious metal borrowings - non-interest bearing	5,533,570	-	-	5,533,570
Total liabilities	7,354,949	-	-	7,354,949

There were no transfers between levels during the financial year.

The carrying values of financial assets and liabilities not included in the table above all approximate fair value.

(a) Fair value measurements using significant unobservable inputs (level 3)

The following table presents the changes in level 3 items for the years ended 30 June 2023 and 30 June 2022:



Gold Corporation
Notes to the consolidated financial statements
30 June 2023
(continued)

27 Fair value measurement (continued)

	Land \$'000	Buildings \$'000	Total \$'000
Opening balance 1 July 2021	13,800	51,593	65,393
Losses recognised in other comprehensive income	-	(139)	(139)
Losses recognised in profit or loss	-	(67)	(67)
Gains recognised in other comprehensive income	690	1,205	1,895
Gains recognised in profit or loss	-	1,067	1,067
Remeasurement of decommissioning provision	-	976	976
Depreciation expense	-	(2,331)	(2,331)
Closing balance 30 June 2022	14,490	52,304	66,794
Opening balance 1 July 2022	14,490	52,304	66,794
Losses recognised in other comprehensive income	-	(30)	(30)
Losses recognised in profit or loss	-	(635)	(635)
Gains recognised in other comprehensive income	1,310	2,750	4,060
Gains recognised in profit or loss	-	715	715
Remeasurement of decommissioning provision	-	(664)	(664)
Transfers	-	283	283
Depreciation expense	-	(2,691)	(2,691)
Closing balance 30 June 2023	15,800	52,032	67,832

(b) Significant level 3 inputs

Significant Level 3 inputs used by the consolidated entity are derived and evaluated as follows:

Historical cost per square metre floor area (m2)

The costs of constructing specialised buildings with similar utility are extracted from financial records of the consolidated entity, then indexed by movements in CPI.

Consumed economic benefit/obsolescence of asset

These are estimated by the Western Australian Land Information Authority (Valuation Services).

Selection of land with restricted utility

Fair value for restricted use land is determined by comparison with market evidence for land with low level utility. Relevant comparators of land with low level utility are selected by the Western Australian Land Information Authority (Valuation Services).

Historical cost per cubic metre (m3)

The costs of construction of infrastructure are extracted from financial records of the consolidated entity and indexed by movements in construction costs by quantity surveyors.



Gold Corporation
Notes to the consolidated financial statements
30 June 2023
(continued)

27 Fair value measurement (continued)

(b) Significant level 3 inputs (continued)

Description	Fair value at 30 June 2023 \$'000	Unobservable inputs	Range of inputs (probability - weighted average)	Relationship of unobservable inputs to fair value
Land	15,800	Restricted use	\$1,322/sqm	Higher value of similar land increases the estimated fair value.
Buildings	52,032	Depreciated replacement cost	2.5% - 7.0% per annum	Greater consumption of economic benefit or increased obsolescence lowers fair value.

(c) Basis of valuation

In the absence of market-based evidence, due to the specialised nature of some assets, these assets are valued at level 3 of the fair value hierarchy on an existing use basis. The existing use basis recognises that restrictions or limitations have been placed on their use and disposal when they are not determined to be surplus to requirements.

28 Key management personnel disclosures

Compensation

The aggregate compensation paid or payable to directors and other members of key management personnel of the consolidated entity is set out below:

	2023 \$'000	2022 \$'000
Short-term employment benefits	3,791	4,400
Termination benefits	298	464
Superannuation	86	271
Total employment benefits	4,175	5,135

The decrease in employment benefits in 2023 is attributable to a restructured executive team. Total fees received by non-executive directors were \$425,000 (2022: \$452,000).



Gold Corporation
Notes to the consolidated financial statements
30 June 2023
(continued)

29 Related party transactions

The consolidated entity is a wholly owned and controlled entity of the State of Western Australia. In conducting its activities, the consolidated entity is required to pay various taxes and levies based on the standard terms and conditions that apply to all tax and levy payers to the State and entities related to State.

Related parties of the consolidated entity include:

- all Ministers and their close family members, and their controlled or jointly controlled entities;
- all senior officers and their close family members, and their controlled or jointly controlled entities;
- other departments and public sector entities, including related bodies included in the whole of government consolidated financial statements;
- associates and joint ventures, that are included in the whole of government consolidated financial statements; and
- the Government Employees Superannuation Board (GESB).

(a) Significant transactions with government related entities

Significant transactions include:

- superannuation payments to GESB on behalf of employees for a total value of \$1,487,000 (2022: \$916,000) (Note 21); and
- guarantee fee payments to Department of Treasury in respect of the guarantee by the Government of Western Australia for a total value of \$1,673,000 (2022: \$1,782,000) (Note 16); and
- audit fees payable to the Auditor General (Note 30).

(b) Material transactions with related parties

Jane Muirsmith, a former director of the consolidated entity between March 2022 and October 2022, is the Managing Director and majority shareholder of Lenox Hill. The consolidated entity contracted with Lenox Hill for the provision of digital marketing and advisory services during the period Ms Muirsmith was a director. The consolidated entity's relationship with Lenox Hill pre-dated Ms Muirsmith's appointment as a director of the consolidated entity. All engagements between the consolidated entity and Lenox Hill were conducted on an arms-length basis and Ms Muirsmith was not involved in the process. For the year ended 30 June 2023, expenses totalling nil (2022: \$103,000) were incurred under this engagement.

All other transactions (including general citizen type transactions) between the consolidated entity and Ministers/senior officers or their close family members or their controlled (or jointly controlled) entities are not material for disclosure.



Gold Corporation
Notes to the consolidated financial statements
30 June 2023
(continued)

30 Remuneration of auditors

During the financial year the following fees were paid or payable for services provided by the Office of the Auditor General, the auditor of the consolidated entity:

	2023	2022
	\$'000	\$'000
<i>Office of the Auditor General</i>		
Audit of financial statements and key performance indicators	429	300

31 Contingent liabilities

In prior years, ground water contamination occurred at the Newburn site of the AGR Matthey refinery. The AGR Joint Venture partners (Western Australian Mint and Australian Gold Alliance Pty Ltd) were responsible for any remediation and restoration of the site. Pursuant to the dissolution of the AGR Matthey Partnership on 29 March 2010, Western Australian Mint has assumed full responsibility for any future liabilities. Expenses incurred to date have been expensed in the financial statements. The Corporation is still assessing the estimated potential financial effects, if any, of remediation. Hence it is not possible to quantify these as at 30 June 2023.

Gold Corporation has a number of State Battery sites vested within its subsidiary the Western Australian Mint. The sites have been classified as "Possibly Contaminated Investigation Required" in accordance with the *Contaminated Sites Act 2003*. The ongoing management of these sites has been undertaken by the consolidated entity with any significant expenditure historically being funded by other government agencies. Consultation with other agencies in Government is taking place so that the sites can be taken over by an agency or agencies in government better equipped to deal with these sites. It is not yet practicable to estimate the total potential financial effects of the remediation of these sites, however an investigative program has commenced to determine the extent of work required. A provision has been raised in relation to the expected cost to be incurred in undertaking this investigative program, as well as the expected cost of any maintenance and remediation work that is likely to be immediately required as the program progresses. Refer to notes 18 and 20 for further information.

On 30 August 2022, AUSTRAC ordered the appointment of an external auditor to the Corporation under section 162(2) of the Anti-Money Laundering and Counter-Terrorism Financing Act 2006 (AML/CTF Act). The external auditor has been appointed by the consolidated entity and authorised by AUSTRAC to assess the consolidated entity's compliance with the AML/CTF Act and Anti-Money Laundering and Counter-Terrorism Financing Rules Instrument 2007 (No.1). The external auditor's final audit report was provided to AUSTRAC on 21 July 2023. It is not possible to quantify the potential financial effects, if any, until after AUSTRAC has appropriately considered the final audit report and made its determination.

Through its Depository program, the consolidated entity enables investors from the United States of America to invest in precious metal assets that are securely stored by the consolidated entity. Investigation is currently underway regarding the extent to which the consolidated entity has not complied with obligations imposed under legislation enacted by certain states in the United States of America and is in the process of engaging with the relevant regulators. It is not possible to quantify the potential financial effects, if any, of any non-compliance.



Gold Corporation
Notes to the consolidated financial statements
30 June 2023
(continued)

32 Commitments

(a) Capital commitments

Significant capital expenditure contracted for at the end of the reporting period but not recognised as liabilities is as follows:

	2023	2022
	\$'000	\$'000
Capital commitments - property, plant and equipment		
Within one year	5,047	1,119
Total capital commitments	5,047	1,119

33 Subsidiaries

The consolidated financial statements incorporate the assets, liabilities and results of the following subsidiaries in accordance with the accounting policy described in note 2:

Name of entity	Country of incorporation	Equity holding	
		2023	2022
		%	%
Gold Corporation	Australia		
Subsidiaries of Gold Corporation:			
GoldCorp Australia	Australia	100	100
Western Australian Mint	Australia	100	100
AGR Management Services Pty Ltd	Australia	-	100
W.A. MINT PTY. LTD.	Australia	100	100

AGR Management Services Pty Ltd was a dormant entity that was de-registered during the year.



Gold Corporation
Notes to the consolidated financial statements
30 June 2023
(continued)

34 Cash flow information

(a) Reconciliation of profit after income tax to net cash inflow from operating activities

	2023 \$'000	2022 \$'000
Profit after income tax expense for the year	36,828	28,185
Depreciation and amortisation	8,609	8,337
Revaluation of land and buildings	(80)	(1,000)
Income tax expense	15,840	12,092
Unwinding of discount on provisions	323	115
Change in operating assets and liabilities:		
Increase in employee benefits	2,530	486
(Increase)/decrease in precious metal holdings	(172,284)	11,968
Increase in inventories	(2,583)	(3,337)
Decrease in prepayments	656	864
(Increase)/decrease in receivables	(30,225)	1,487
Increase/(decrease) in payables	10,091	(23,748)
Increase in provisions	6,837	186
Net cash (outflow)/inflow from operating activities	(123,458)	35,635

35 Explanatory statement

Section 40 of the *Financial Management Act* requires statutory authorities to prepare annual budget estimates. *Treasurer's Instruction 945P* requires an explanation of significant variations between these estimates and actual results. Gold Corporation prepares a Strategic Development Plan and Statement of Corporate Intent for submission to the Minister in accordance with section 9B of the *Gold Corporation Act 1987* (WA).

The consolidated entity's business plans for 2022/2023 projected an operating result before income tax equivalent of \$22.74 million against an actual profit before income tax equivalent of \$52.67 million. This favourable variance was primarily driven by an ongoing surge in demand for the consolidated entity's products during the year primarily due to inflation concerns and other global events.

Variations from previous year

Treasurer's Instruction 945P requires an explanatory statement providing reasons for and the detailing of any significant variations between actual revenue and expenditure for the financial year and the corresponding item in the financial statements of the immediately preceding year. The most significant variations over; (i) 10% of the balance and \$5,000,000; or (ii) \$10,000,000 were:



Gold Corporation
Notes to the consolidated financial statements
30 June 2023
(continued)

35 Explanatory statement (continued)

Variations from previous year (continued)

(i) Revenue from contracts with customers

Revenue of \$23.19 billion in 2023 was 7% higher than the \$21.77 billion of revenue in 2022 due primarily to a higher average gold price throughout the year.

(ii) Finance income

Finance income in 2023 of \$6.62 million was 2,909% higher than the \$0.22 million of finance income in 2022, due to higher interest rates on cash holdings during the year.

(iii) Cost of sales

Cost of sales in 2023 of \$22.98 billion was 7% higher than the \$21.59 billion of cost of sales in 2022, in line with the increase in revenue.

(iv) Employee benefits

Employee benefits was \$75.51 million in 2023 compared to \$60.51 million in 2022. The primary driver of this increase is a 21% increase in full-time equivalent employees, the most significant component of which was staffing requirements of the AML Remediation Program.

(v) Finance costs

Finance costs in 2023 of \$7.16 million was 84% higher than the \$3.89 million of finance costs in 2022, due to higher lease rates paid on precious metal leases during the year.

(vi) Battery site remediation

Battery site remediation in 2023 of \$6.94 million was higher than nil recognised in 2022. Refer to notes 18 and 20 for more information.

