

THE PERTH MINT



EXCURSION WORKSHEET

FOR PRIMARY SCHOOL CHILDREN



**THE
PERTH MINT
AUSTRALIA**

www.perthmint.com.au

www.youngcollectors.com.au

Glossary

carat
crucible
furnace
master of the mint
miner

mint
nugget
obverse
ounce
prospector

refine
reverse
vault

HISTORY OF THE PERTH MINT

1. When was The Perth Mint established?

2. Who was the First Premier of Western Australia?

3. *How is he connected with The Perth Mint's history?*

4. What are Arthur Bayley and William Ford famous for?

Hint: Do you remember the statue at the front of The Perth Mint?

5. What stone is The Perth Mint building made of? Where did this stone come from?



6. How many mints are there in Australia now? What are they called?
Which cities are they in?

PROSPECTOR CAMP AND GOLD POURING PERFORMANCE

1. Complete the sentences with the words below.

Furnace
Prospector
'Hand of Faith'

Celsius
Shovel
'Golden Eagle'


Gold
Crucible
Vault

'Welcome Stranger'

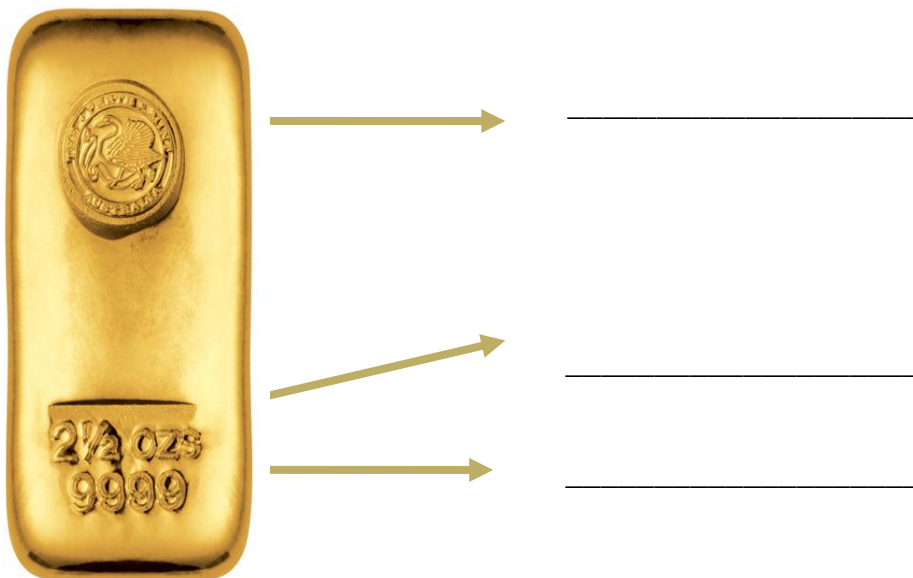
1. A person that searches for gold is called a _____.
2. In 1900, people arrived in Fremantle thinking that they could look for gold using a _____.
3. Found in Victoria in 1980, the _____ nugget weighs more than 27 kilograms.
4. The largest nugget ever found in history was named the _____.
5. A father and son team, the Larcombe's, sold the _____ nugget and purchased a hotel.
6. _____ melts in the _____, when the temperature reaches 1,600 degrees Celsius.
7. A _____ is made of a combination of clay and graphite and can withstand temperatures of up to 1,600 degrees _____.
8. Coins and bars made of precious metal are kept in the _____ for safe keeping.



2. Do you remember what clothes the Gold Pourer was wearing to protect himself from the heat?



3. Identify markings on the bar below.



4. What is the quality of the gold bar?

INTERNATIONAL GOLD BAR EXHIBITION

1. What is the name of the biggest nugget located in the Gold Exhibition?



2. What shapes of gold bars did you see in the International Gold Bar Exhibition?





3. What countries did some of the bars come from?

4. List at least five things which are either made of gold or use parts made of gold to work? *Hint: What gold items did you see in the Gold Exhibition?*

5. Draw 2 different shapes of the bars you remember.

Hint: Don't forget to put the markings on the bars.




6. Design your own coin in the circles below.

Hint: Look at the examples of the ladybird coin reverse and obverse and remember to include items 1, 2, 3 and 4 in your coin design.

REVERSE (Tails)



1



OBVERSE (Heads)



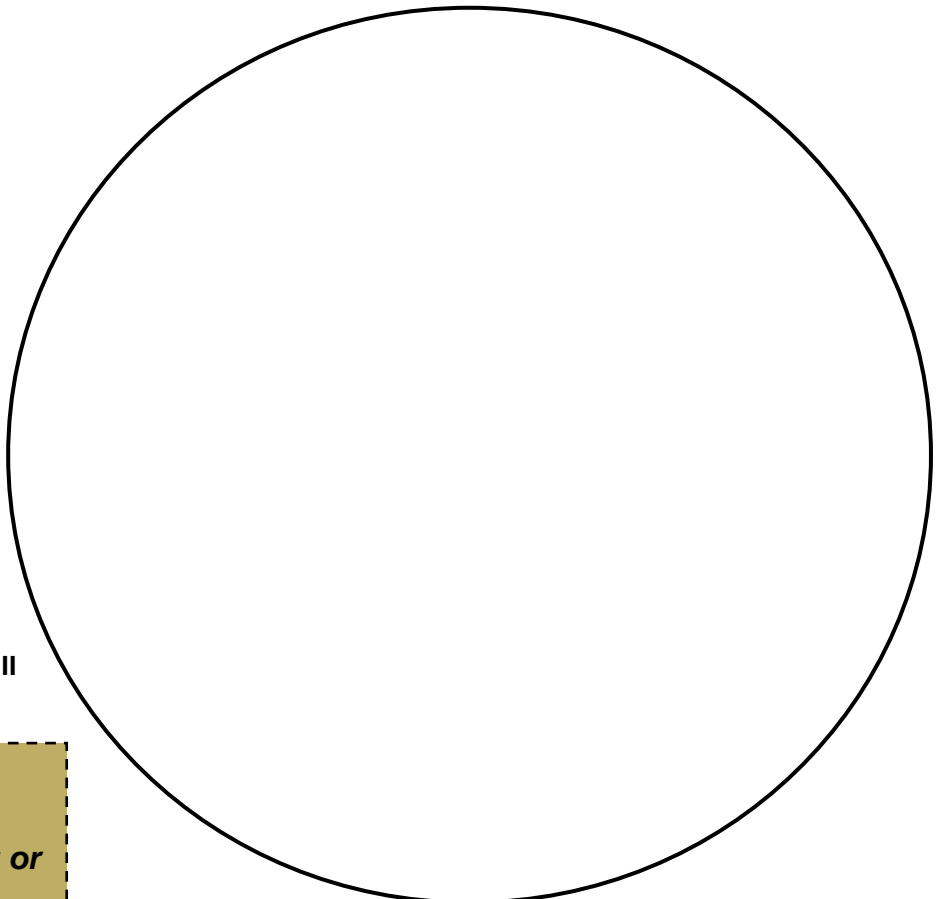
1

3

4

2

1. Rim or edge
2. Denomination or value
3. Effigy – HM Queen Elizabeth II
4. Year-date



Would you like to see more beautiful coin designs? Go to www.youngcollectors.com.au or www.perthmint.com.au

Match the names of the animals with the images on the following coins?

Australian sea lion
Common wombat
Echidna
Frilled neck lizard

Ghost bat
Green turtle
Grey kangaroo
Palm cockatoo

Platypus
Splendid wren
Wedge tailed eagle
Whale shark



To see these coin designs with the names of the animals on them go to <http://www.perthmint.com.au/catalogue/young-collectors-2008-australian-animal-coin-series.aspx>